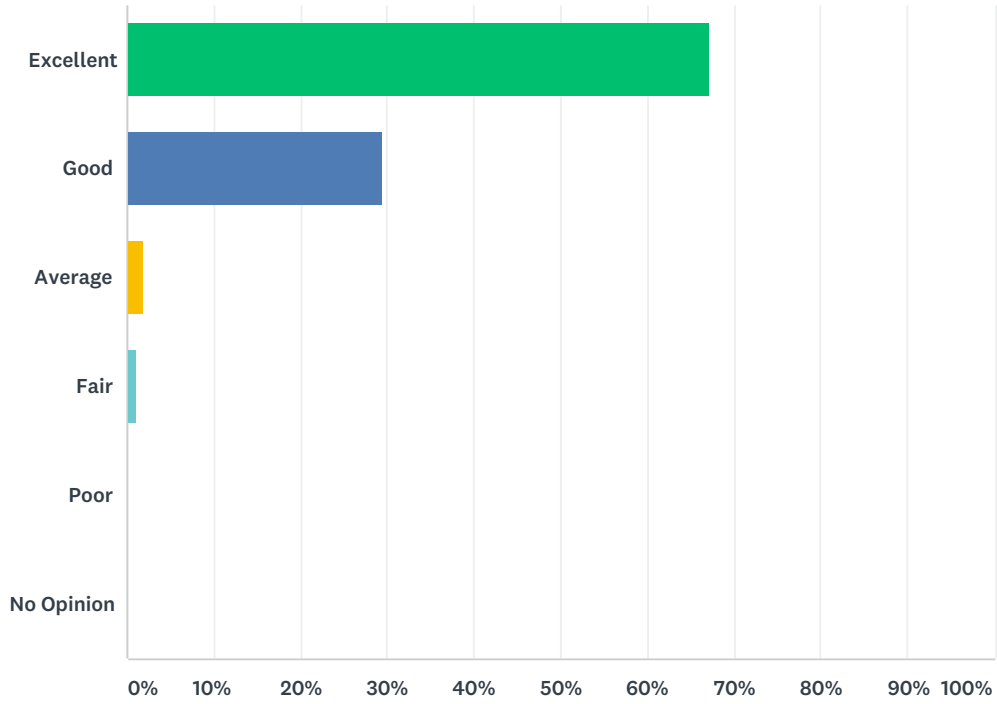


Q1 Please Enter your Survey

Answered: 364 Skipped: 2

Q2 Forsyth as a place to live

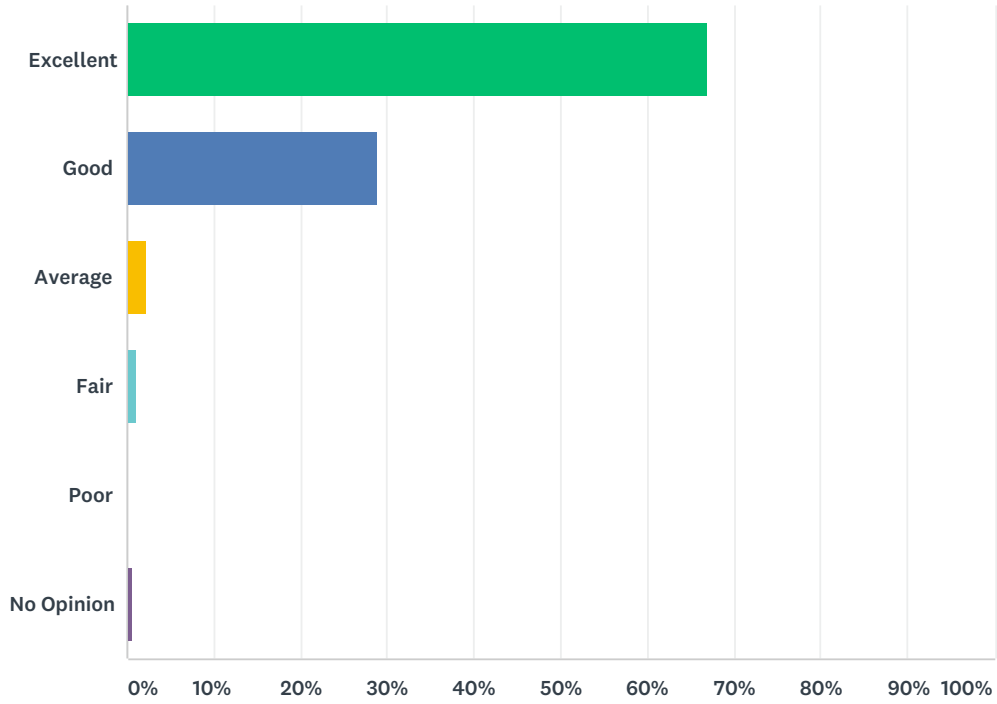
Answered: 353 Skipped: 13



ANSWER CHOICES	RESPONSES	
Excellent	67.14%	237
Good	29.46%	104
Average	1.98%	7
Fair	1.13%	4
Poor	0.28%	1
No Opinion	0.00%	0
TOTAL		353

Q3 Your area of Forsyth as a place to live

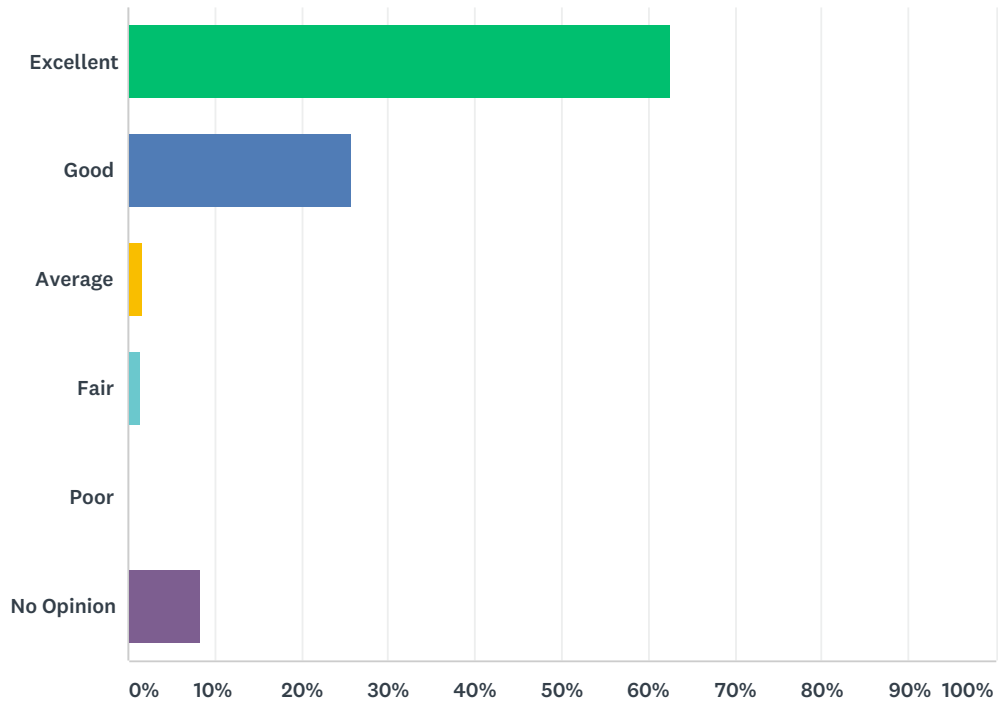
Answered: 351 Skipped: 15



ANSWER CHOICES	RESPONSES	
Excellent	66.95%	235
Good	28.77%	101
Average	2.28%	8
Fair	1.14%	4
Poor	0.28%	1
No Opinion	0.57%	2
TOTAL		351

Q4 Forsyth as a place to raise children

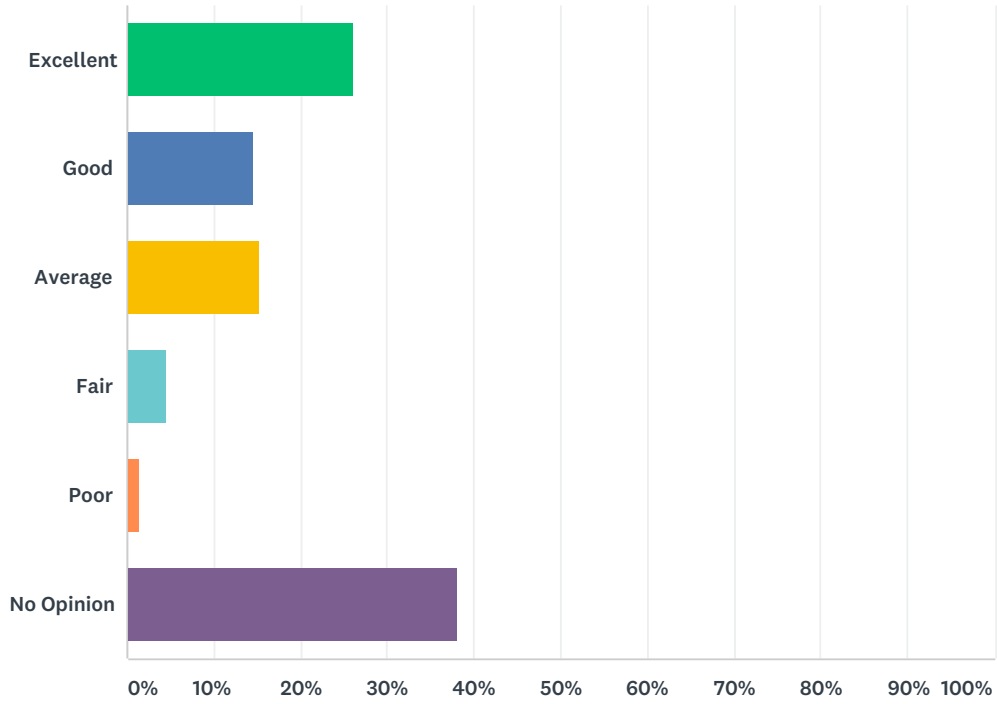
Answered: 350 Skipped: 16



ANSWER CHOICES	RESPONSES	
Excellent	62.57%	219
Good	25.71%	90
Average	1.71%	6
Fair	1.43%	5
Poor	0.29%	1
No Opinion	8.29%	29
TOTAL		350

Q5 Forsyth as a place to work

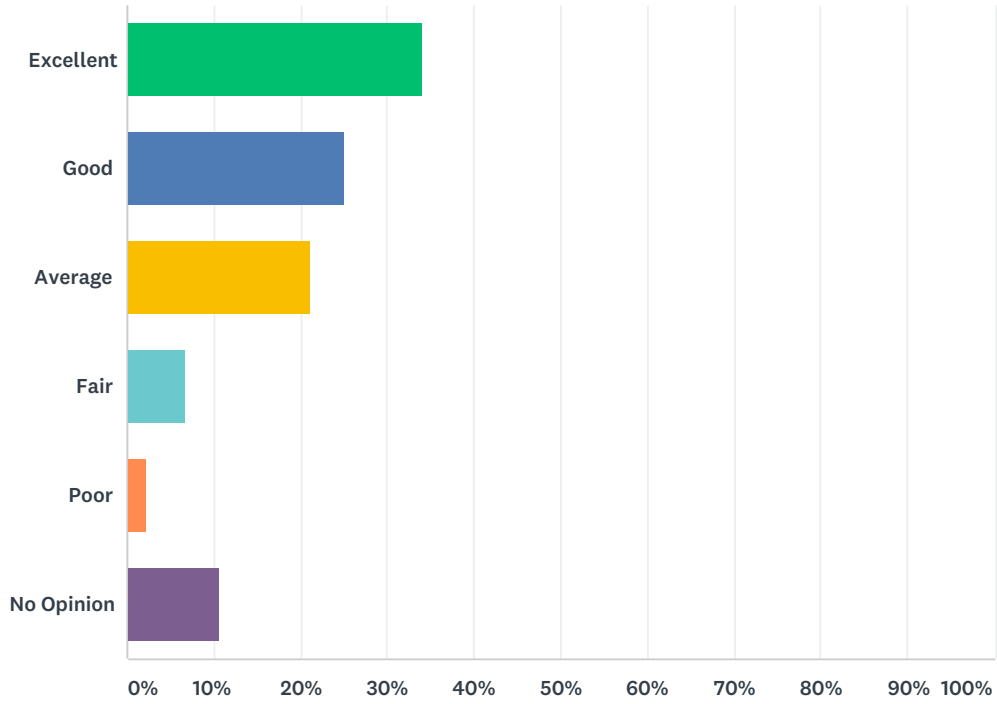
Answered: 349 Skipped: 17



ANSWER CHOICES	RESPONSES	
Excellent	26.07%	91
Good	14.61%	51
Average	15.19%	53
Fair	4.58%	16
Poor	1.43%	5
No Opinion	38.11%	133
TOTAL		349

Q6 Forsyth as a place to visit

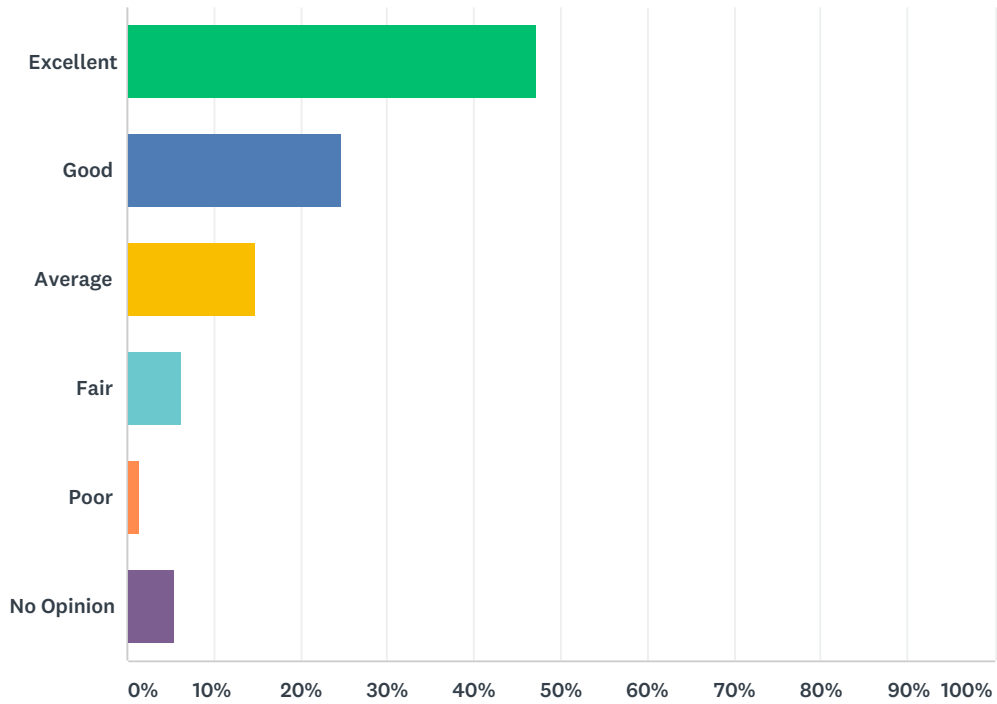
Answered: 346 Skipped: 20



ANSWER CHOICES	RESPONSES	
Excellent	34.10%	118
Good	25.14%	87
Average	21.10%	73
Fair	6.65%	23
Poor	2.31%	8
No Opinion	10.69%	37
TOTAL		346

Q7 Forsyth as a place to retire

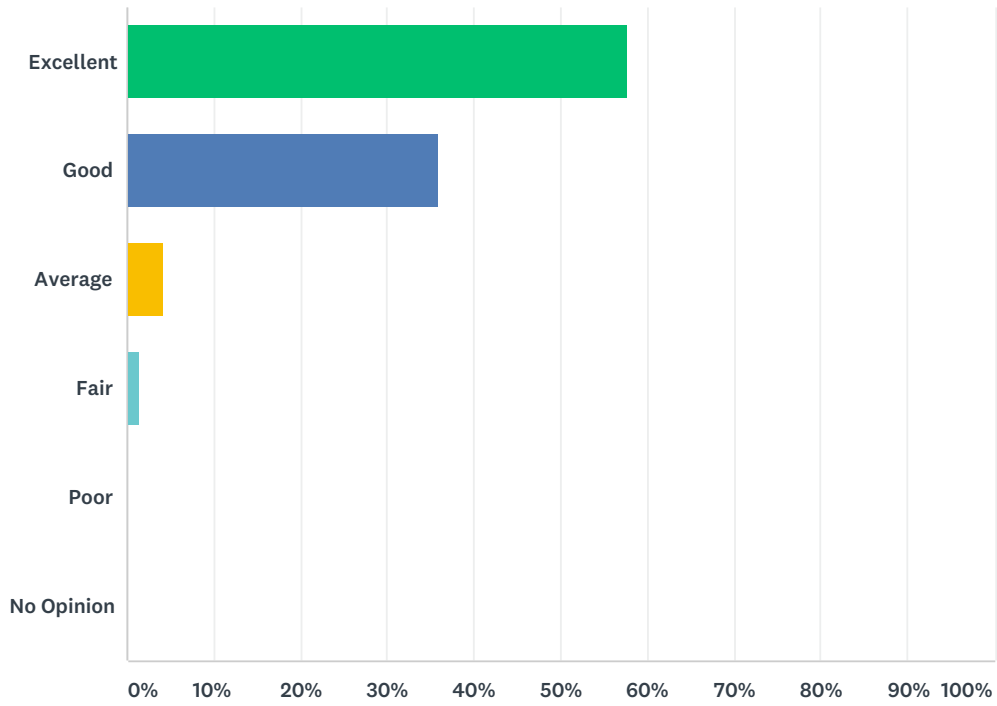
Answered: 349 Skipped: 17



ANSWER CHOICES	RESPONSES	
Excellent	47.28%	165
Good	24.64%	86
Average	14.90%	52
Fair	6.30%	22
Poor	1.43%	5
No Opinion	5.44%	19
TOTAL		349

Q8 The overall quality of life in Forsyth

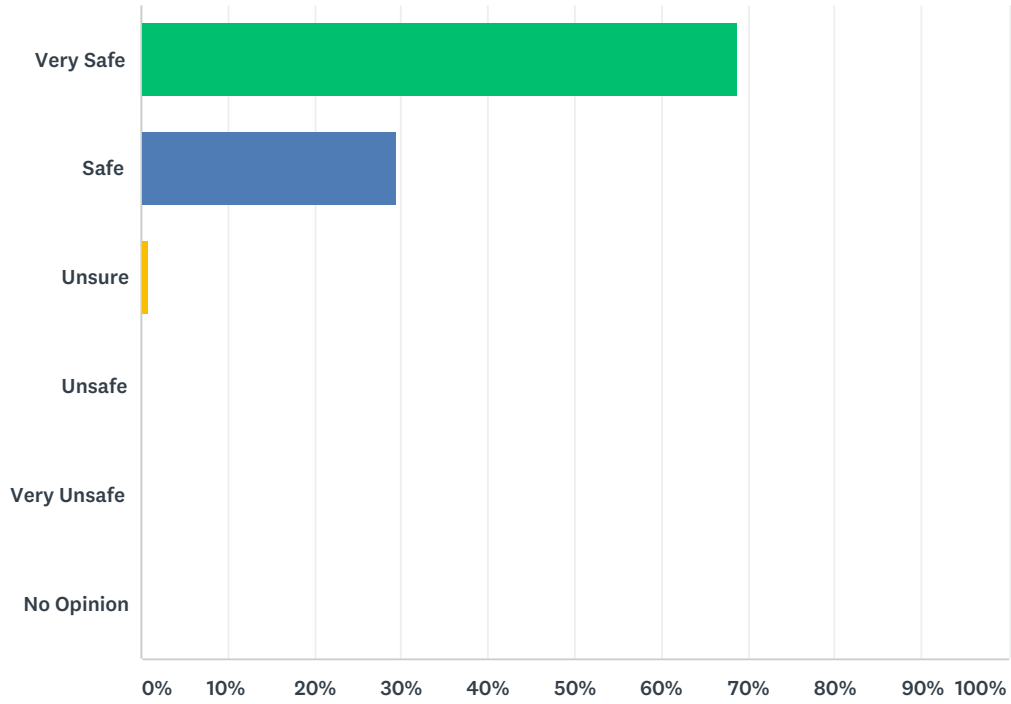
Answered: 352 Skipped: 14



ANSWER CHOICES	RESPONSES	
Excellent	57.67%	203
Good	36.08%	127
Average	4.26%	15
Fair	1.42%	5
Poor	0.28%	1
No Opinion	0.28%	1
TOTAL		352

Q9 In your home

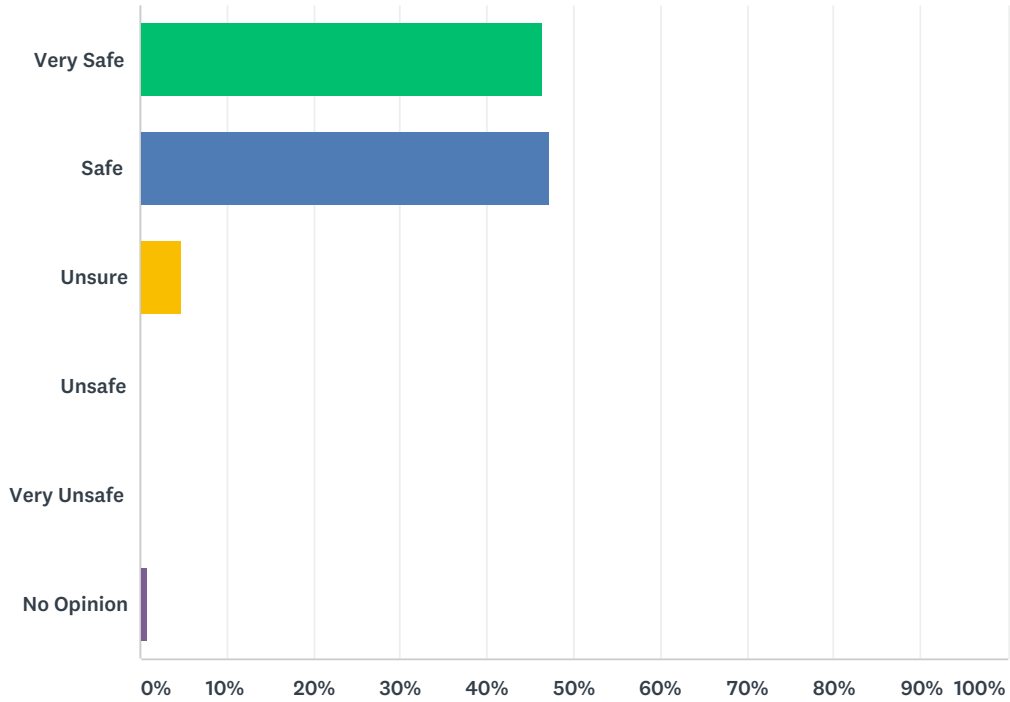
Answered: 352 Skipped: 14



ANSWER CHOICES	RESPONSES	
Very Safe	68.75%	242
Safe	29.55%	104
Unsure	0.85%	3
Unsafe	0.28%	1
Very Unsafe	0.28%	1
No Opinion	0.28%	1
TOTAL		352

Q10 In public places

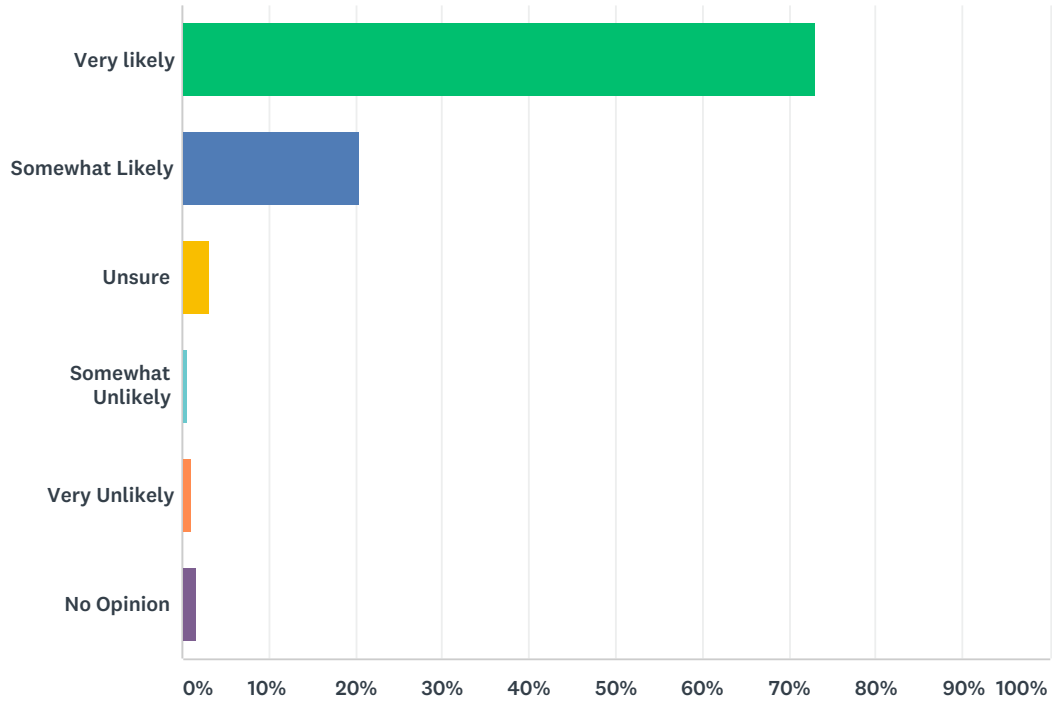
Answered: 351 Skipped: 15



ANSWER CHOICES	RESPONSES	
Very Safe	46.44%	163
Safe	47.29%	166
Unsure	4.84%	17
Unsafe	0.28%	1
Very Unsafe	0.28%	1
No Opinion	0.85%	3
TOTAL		351

Q11 Recommend living in Forsyth

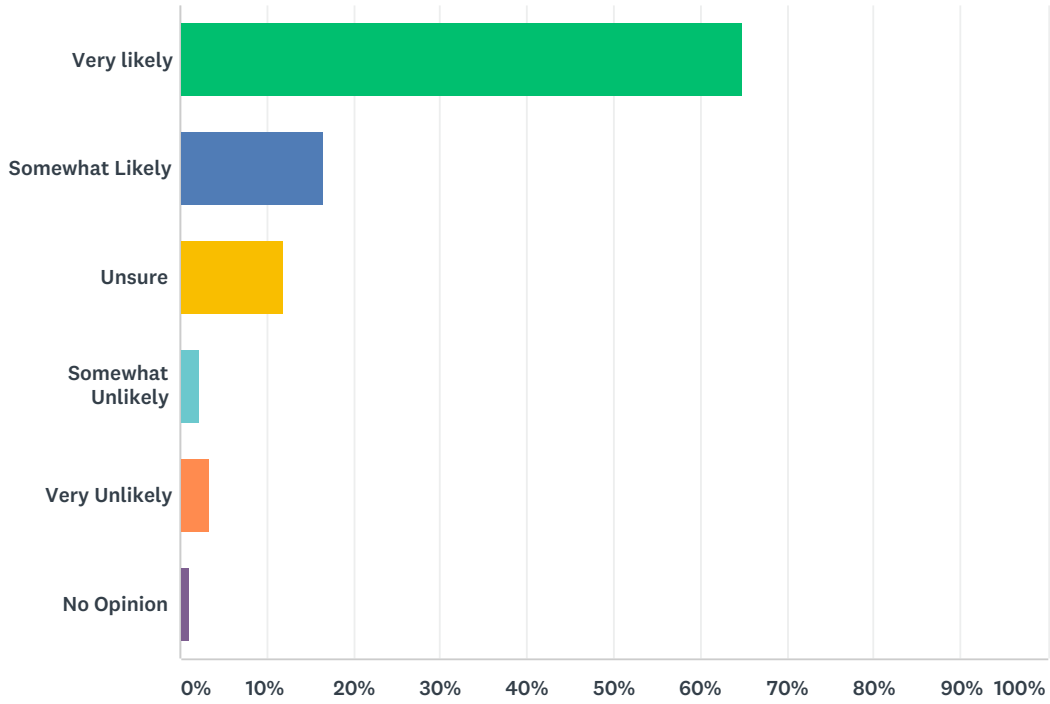
Answered: 351 Skipped: 15



ANSWER CHOICES	RESPONSES	
Very likely	72.93%	256
Somewhat Likely	20.51%	72
Unsure	3.13%	11
Somewhat Unlikely	0.57%	2
Very Unlikely	1.14%	4
No Opinion	1.71%	6
TOTAL		351

Q12 Remain in Forsyth for the next five years

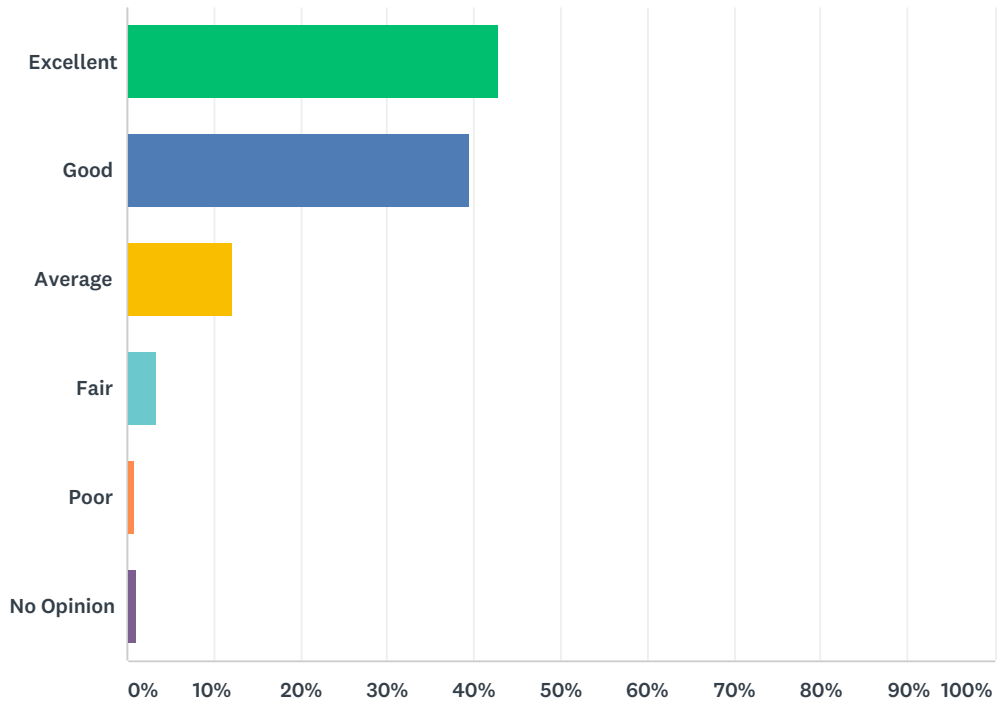
Answered: 352 Skipped: 14



ANSWER CHOICES	RESPONSES	
Very likely	64.77%	228
Somewhat Likely	16.48%	58
Unsure	11.93%	42
Somewhat Unlikely	2.27%	8
Very Unlikely	3.41%	12
No Opinion	1.14%	4
TOTAL		352

Q13 Sense of community

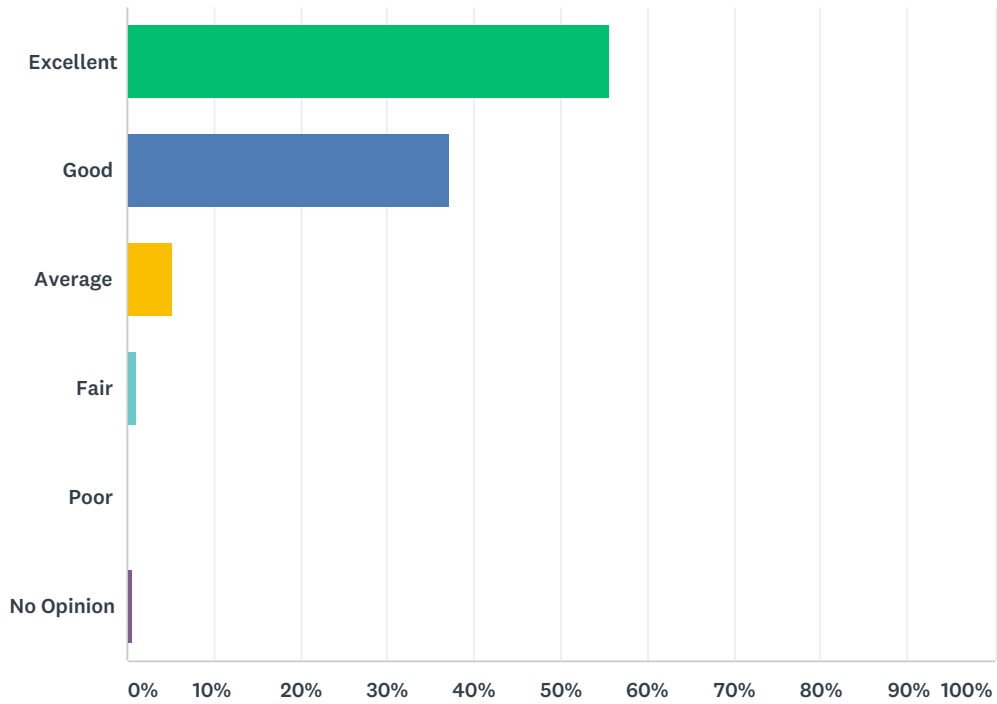
Answered: 349 Skipped: 17



ANSWER CHOICES	RESPONSES	
Excellent	42.98%	150
Good	39.54%	138
Average	12.03%	42
Fair	3.44%	12
Poor	0.86%	3
No Opinion	1.15%	4
TOTAL		349

Q14 Overall image or reputation of Forsyth

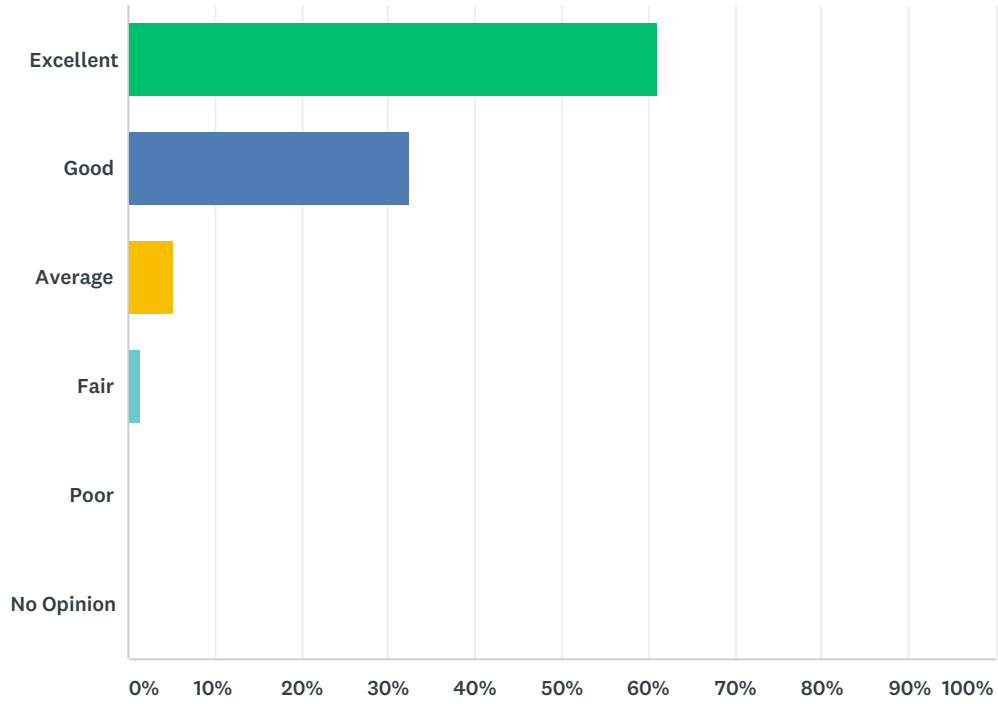
Answered: 349 Skipped: 17



ANSWER CHOICES	RESPONSES	
Excellent	55.59%	194
Good	37.25%	130
Average	5.16%	18
Fair	1.15%	4
Poor	0.29%	1
No Opinion	0.57%	2
TOTAL		349

Q15 Cleanliness of Forsyth

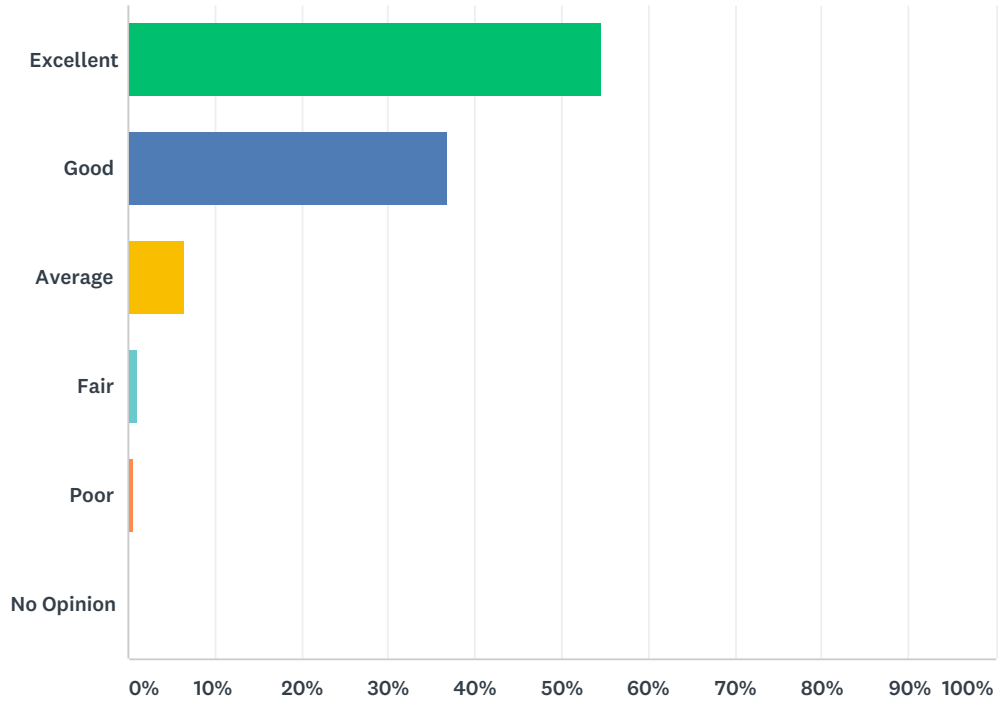
Answered: 349 Skipped: 17



ANSWER CHOICES	RESPONSES	
Excellent	61.03%	213
Good	32.38%	113
Average	5.16%	18
Fair	1.43%	5
Poor	0.00%	0
No Opinion	0.00%	0
TOTAL		349

Q16 Overall appearance of Forsyth

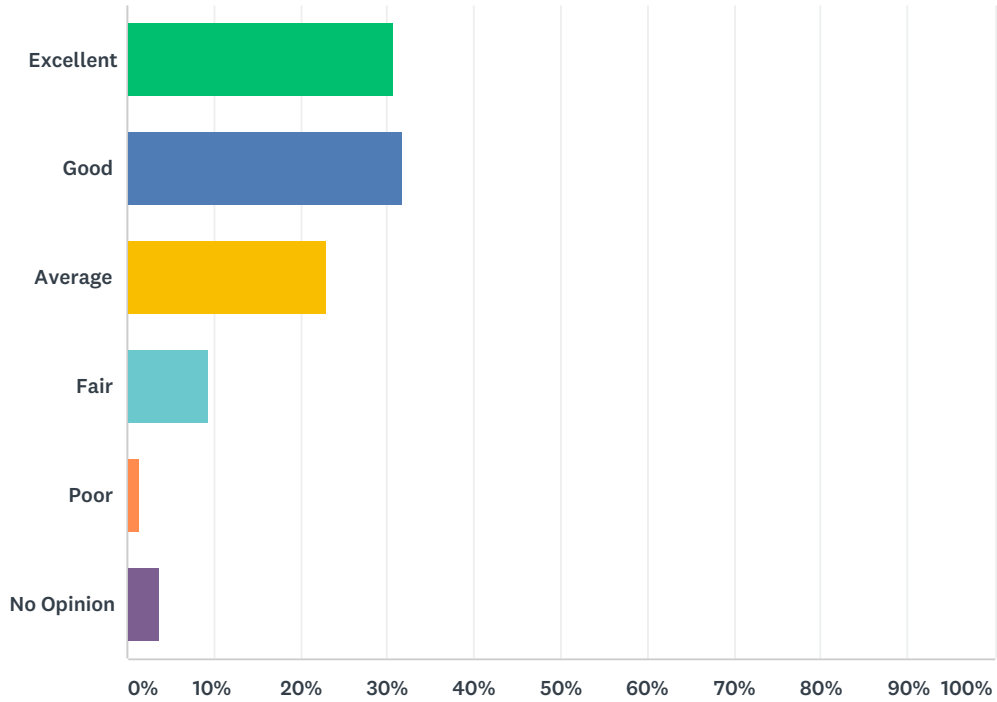
Answered: 350 Skipped: 16



ANSWER CHOICES	RESPONSES	
Excellent	54.57%	191
Good	36.86%	129
Average	6.57%	23
Fair	1.14%	4
Poor	0.57%	2
No Opinion	0.29%	1
TOTAL		350

Q17 Variety of housing options

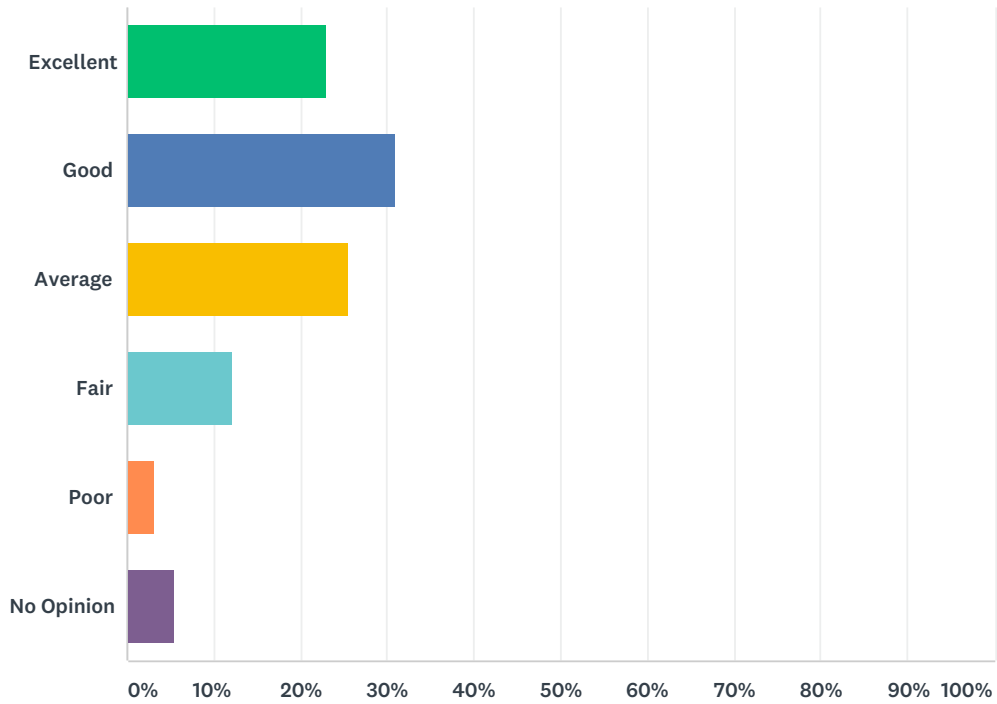
Answered: 349 Skipped: 17



ANSWER CHOICES	RESPONSES	
Excellent	30.66%	107
Good	31.81%	111
Average	22.92%	80
Fair	9.46%	33
Poor	1.43%	5
No Opinion	3.72%	13
TOTAL		349

Q18 Availability of affordable quality housing

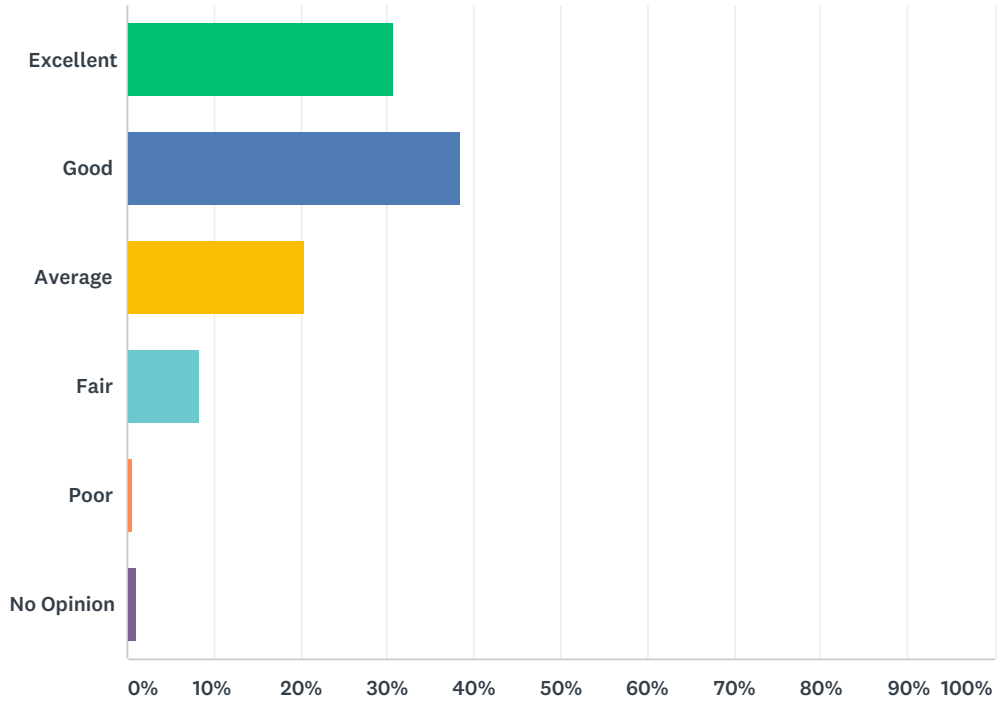
Answered: 349 Skipped: 17



ANSWER CHOICES	RESPONSES	
Excellent	22.92%	80
Good	30.95%	108
Average	25.50%	89
Fair	12.03%	42
Poor	3.15%	11
No Opinion	5.44%	19
TOTAL		349

Q19 Overall quality of business and service establishments in Forsyth

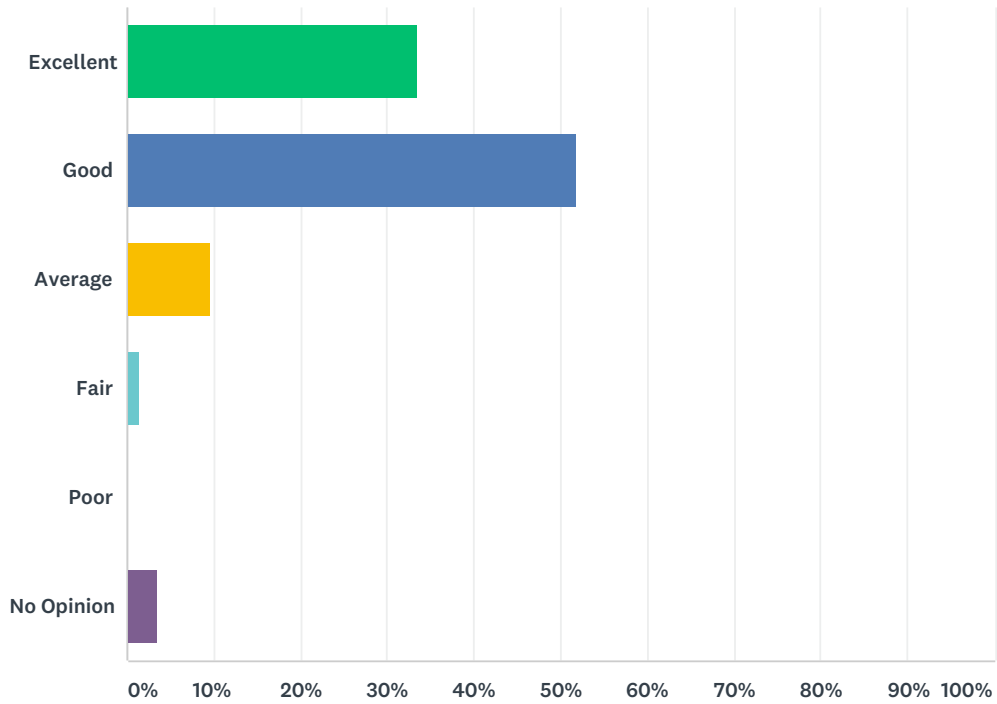
Answered: 350 Skipped: 16



ANSWER CHOICES	RESPONSES	
Excellent	30.86%	108
Good	38.57%	135
Average	20.57%	72
Fair	8.29%	29
Poor	0.57%	2
No Opinion	1.14%	4
TOTAL		350

Q20 How the Village is doing overall

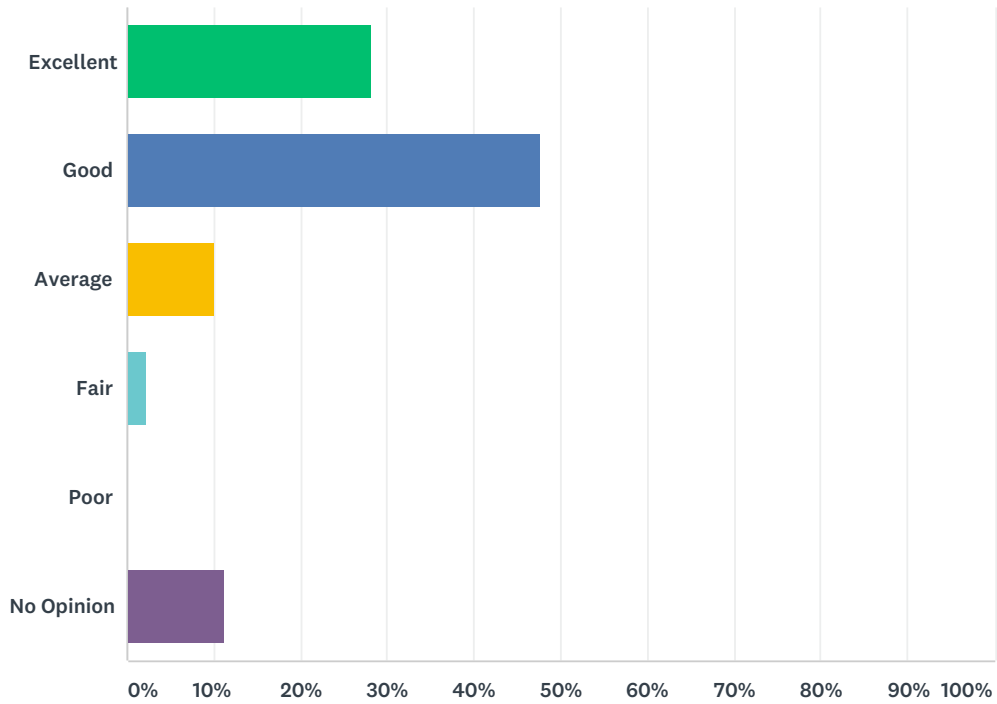
Answered: 335 Skipped: 31



ANSWER CHOICES	RESPONSES	
Excellent	33.43%	112
Good	51.94%	174
Average	9.55%	32
Fair	1.49%	5
Poor	0.00%	0
No Opinion	3.58%	12
TOTAL		335

Q21 How the Village is doing managing the public's money

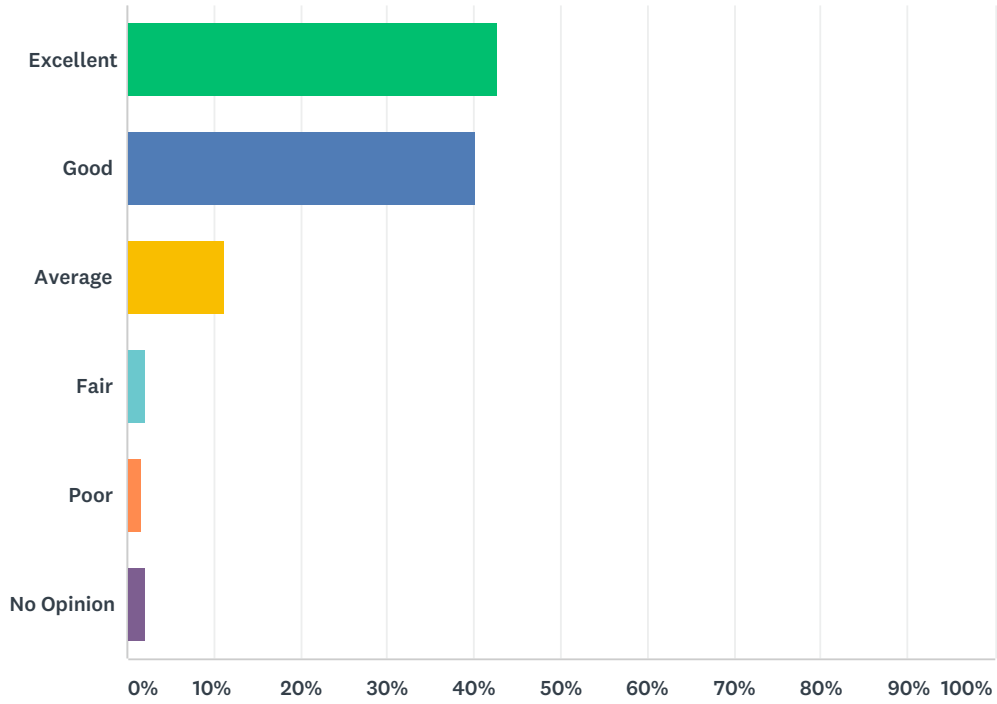
Answered: 339 Skipped: 27



ANSWER CHOICES	RESPONSES	
Excellent	28.32%	96
Good	47.79%	162
Average	10.03%	34
Fair	2.36%	8
Poor	0.29%	1
No Opinion	11.21%	38
TOTAL		339

Q22 How the Village is doing keeping residents informed

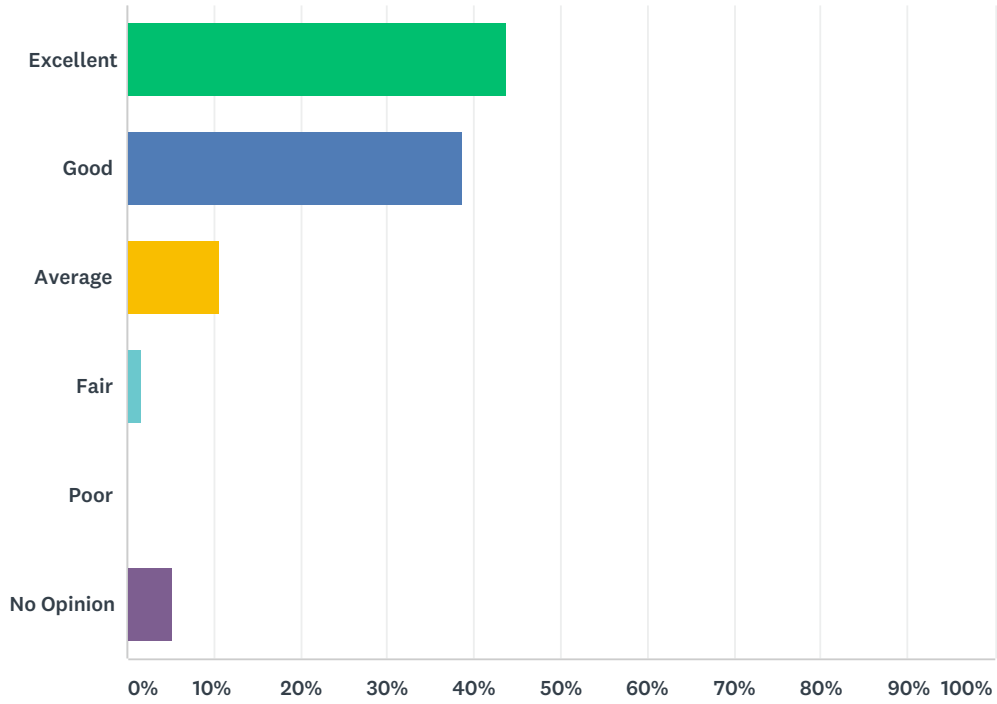
Answered: 338 Skipped: 28



ANSWER CHOICES	RESPONSES	
Excellent	42.60%	144
Good	40.24%	136
Average	11.24%	38
Fair	2.07%	7
Poor	1.78%	6
No Opinion	2.07%	7
TOTAL		338

Q23 How the Village is doing delivering services efficiently and effectively

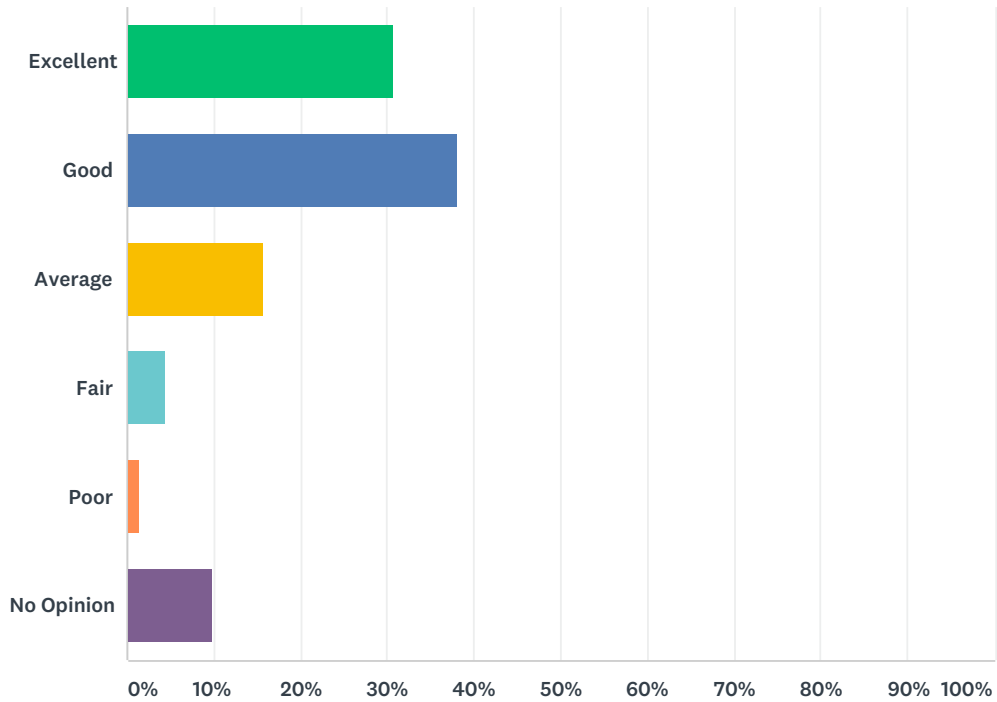
Answered: 339 Skipped: 27



ANSWER CHOICES	RESPONSES	
Excellent	43.66%	148
Good	38.64%	131
Average	10.62%	36
Fair	1.77%	6
Poor	0.00%	0
No Opinion	5.31%	18
TOTAL		339

Q24 How the Village is doing focusing on the priorities that matter most to residents

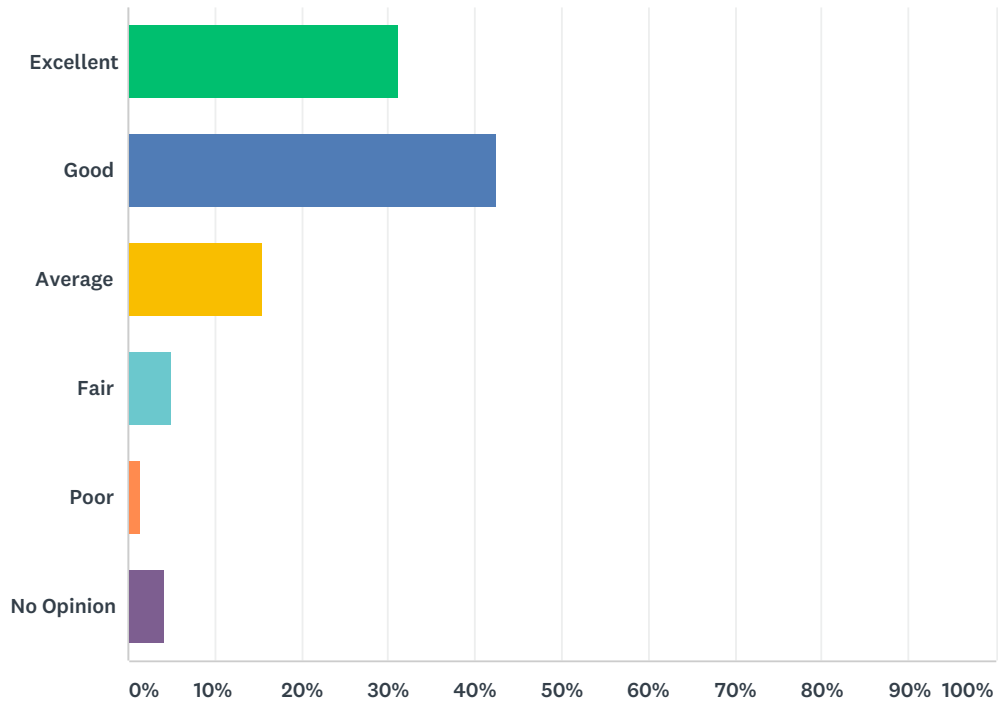
Answered: 339 Skipped: 27



ANSWER CHOICES	RESPONSES	
Excellent	30.68%	104
Good	38.05%	129
Average	15.63%	53
Fair	4.42%	15
Poor	1.47%	5
No Opinion	9.73%	33
TOTAL		339

Q25 The value of services for the taxes paid to the Village of Forsyth

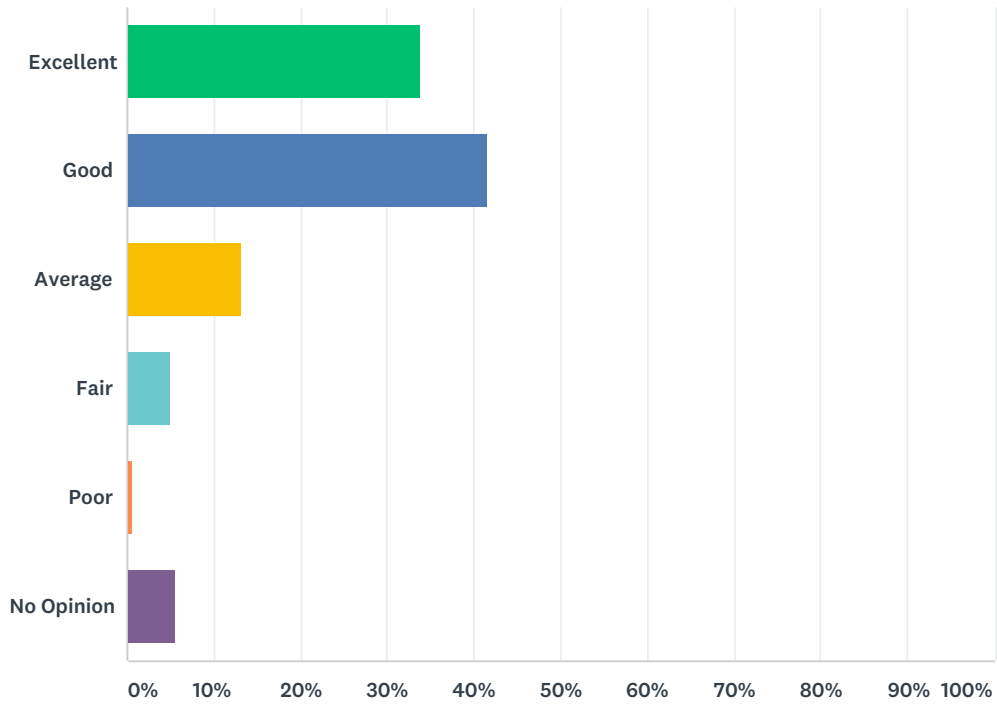
Answered: 334 Skipped: 32



ANSWER CHOICES	RESPONSES	
Excellent	31.14%	104
Good	42.51%	142
Average	15.57%	52
Fair	5.09%	17
Poor	1.50%	5
No Opinion	4.19%	14
TOTAL		334

Q26 The overall direction that Forsyth is taking

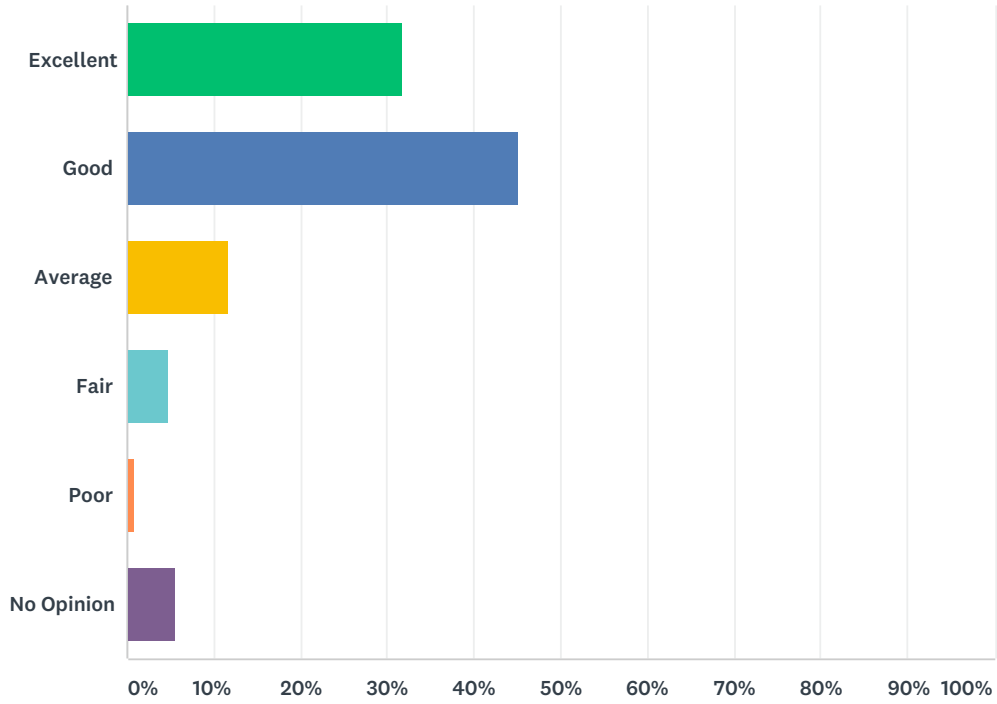
Answered: 339 Skipped: 27



ANSWER CHOICES	RESPONSES	
Excellent	33.92%	115
Good	41.59%	141
Average	13.27%	45
Fair	5.01%	17
Poor	0.59%	2
No Opinion	5.60%	19
TOTAL		339

Q27 Overall confidence in Forsyth government

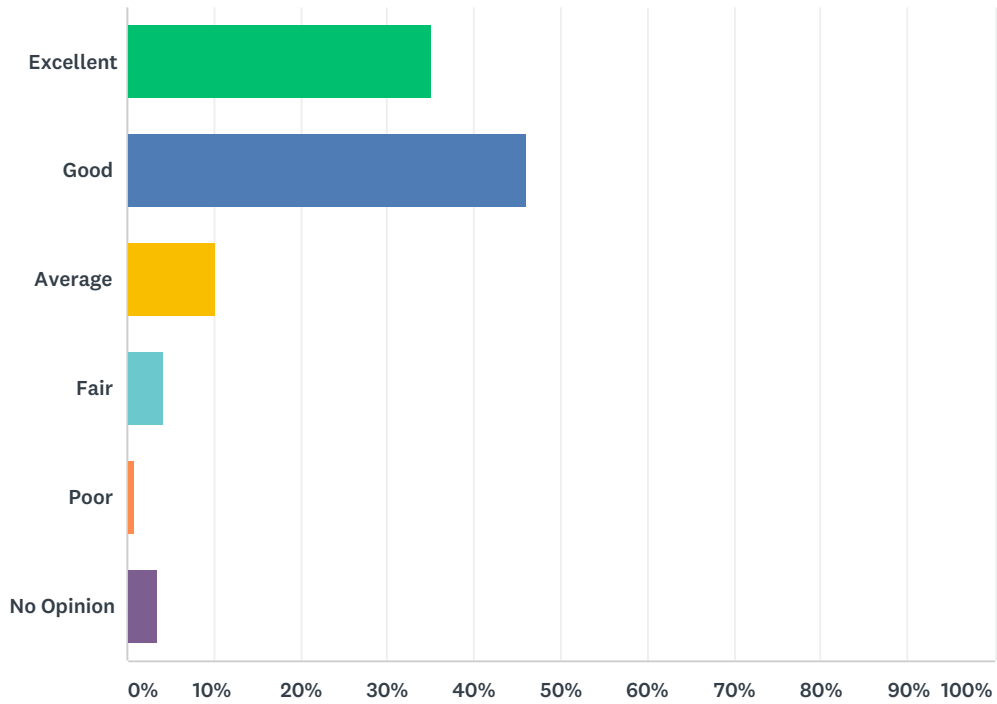
Answered: 339 Skipped: 27



ANSWER CHOICES	RESPONSES	
Excellent	31.86%	108
Good	45.13%	153
Average	11.80%	40
Fair	4.72%	16
Poor	0.88%	3
No Opinion	5.60%	19
TOTAL		339

Q28 Generally acting in the best interests of the community

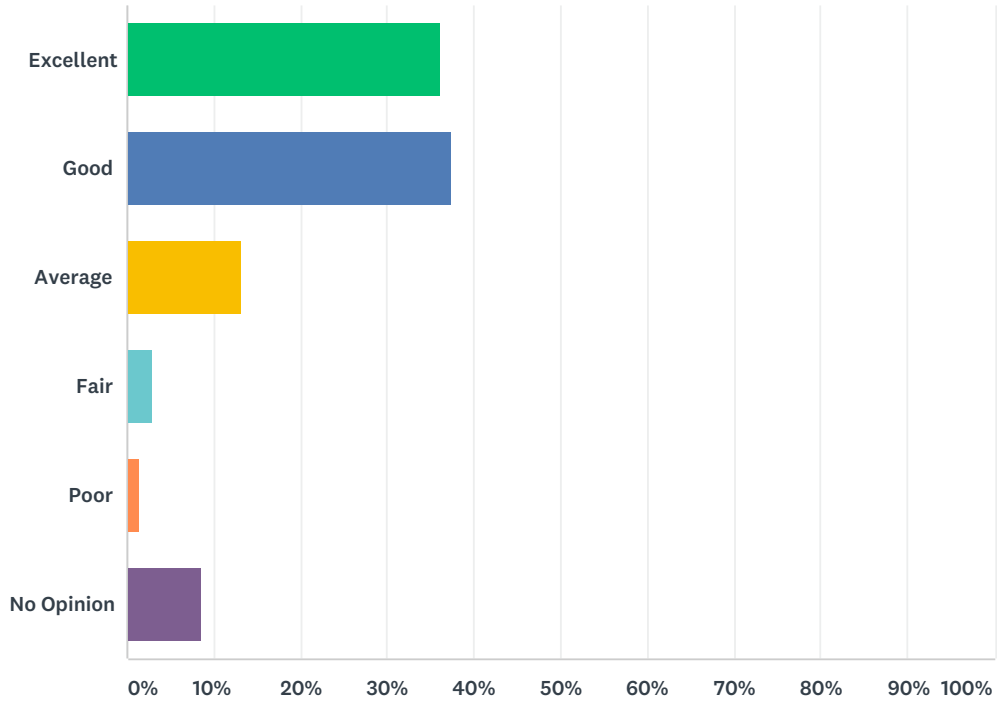
Answered: 339 Skipped: 27



ANSWER CHOICES	RESPONSES	
Excellent	35.10%	119
Good	46.02%	156
Average	10.32%	35
Fair	4.13%	14
Poor	0.88%	3
No Opinion	3.54%	12
TOTAL		339

Q29 Treating all residents fairly

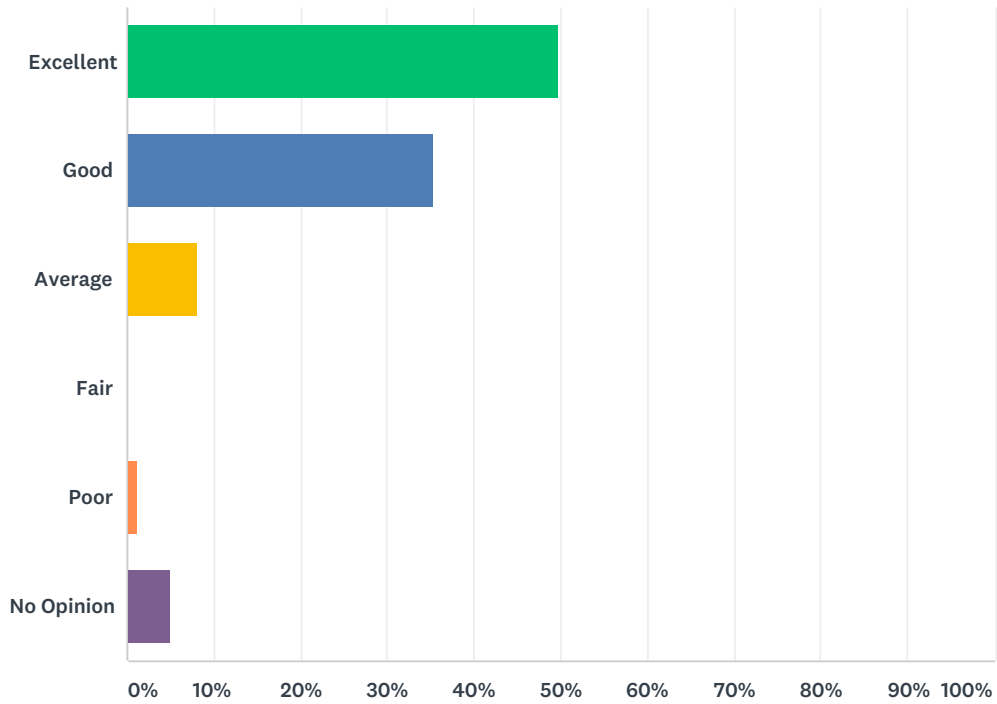
Answered: 339 Skipped: 27



ANSWER CHOICES	RESPONSES	
Excellent	36.28%	123
Good	37.46%	127
Average	13.27%	45
Fair	2.95%	10
Poor	1.47%	5
No Opinion	8.55%	29
TOTAL		339

Q30 Overall customer service by Forsyth employees

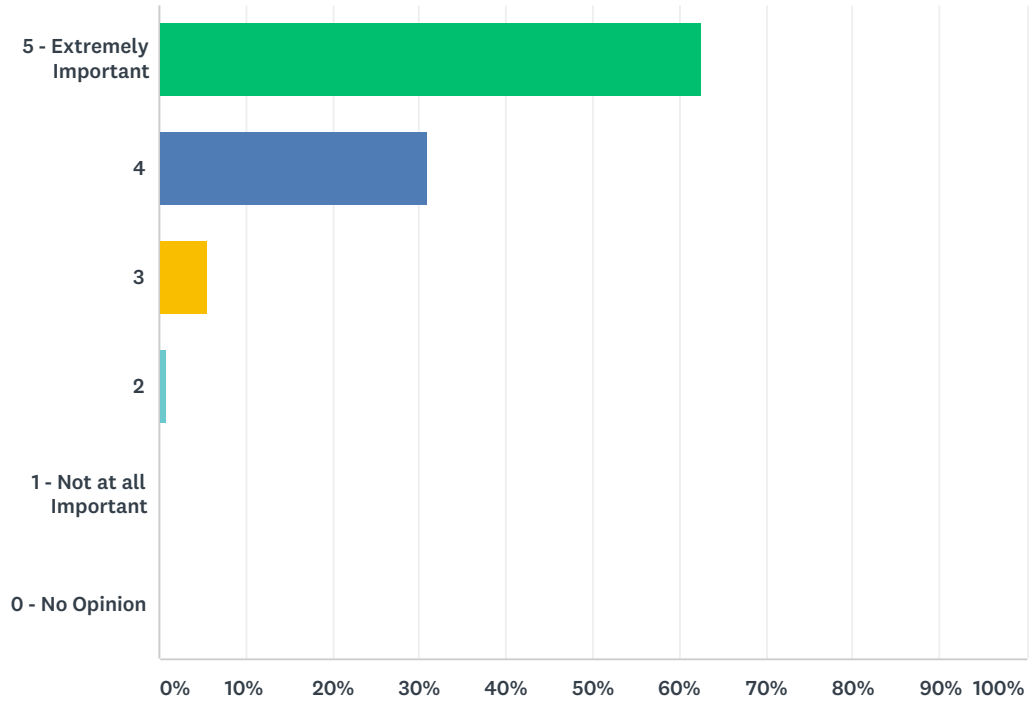
Answered: 339 Skipped: 27



ANSWER CHOICES	RESPONSES	
Excellent	49.85%	169
Good	35.40%	120
Average	8.26%	28
Fair	0.29%	1
Poor	1.18%	4
No Opinion	5.01%	17
TOTAL		339

Q31 Street repair

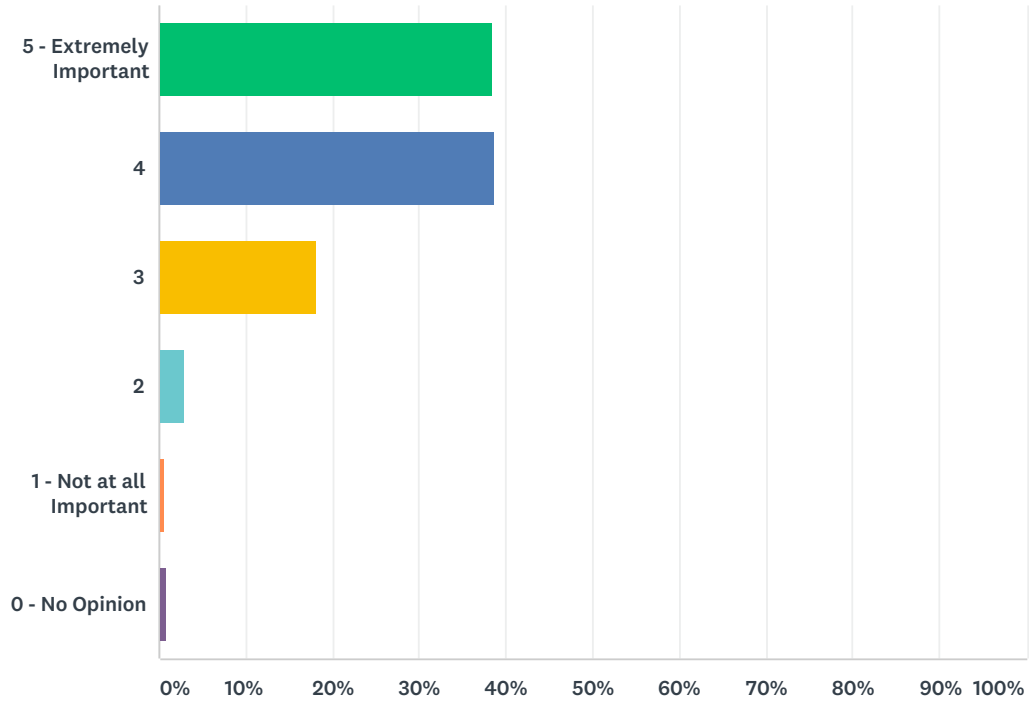
Answered: 336 Skipped: 30



ANSWER CHOICES	RESPONSES	
5 - Extremely Important	62.50%	210
4	30.95%	104
3	5.65%	19
2	0.89%	3
1 - Not at all Important	0.00%	0
0 - No Opinion	0.00%	0
TOTAL		336

Q32 Street cleaning

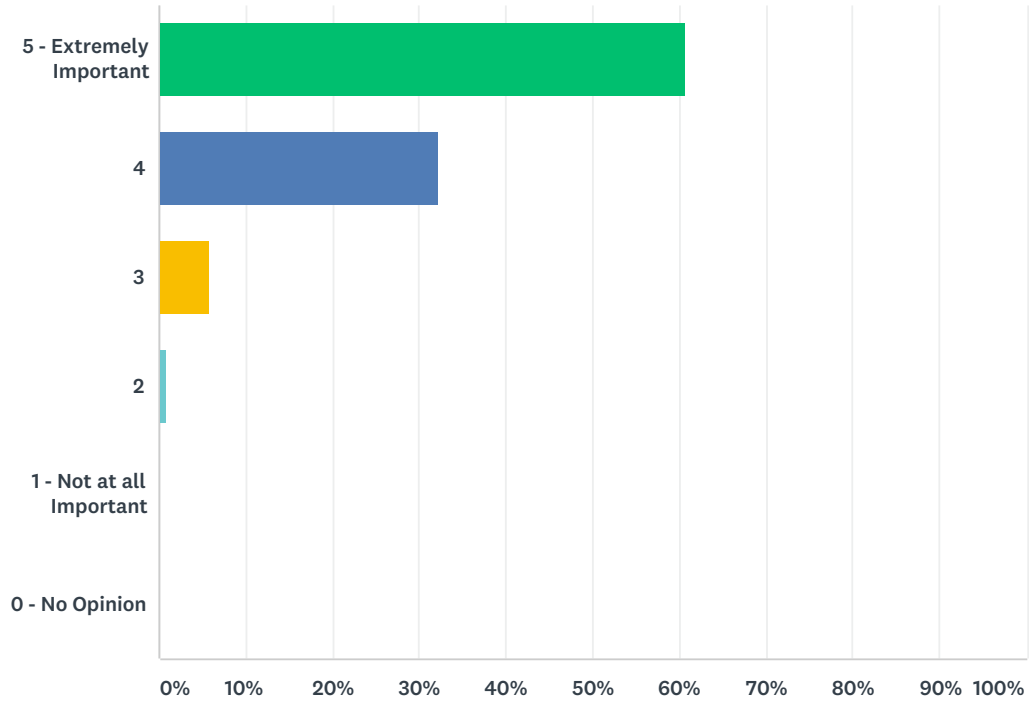
Answered: 335 Skipped: 31



ANSWER CHOICES	RESPONSES	
5 - Extremely Important	38.51%	129
4	38.81%	130
3	18.21%	61
2	2.99%	10
1 - Not at all Important	0.60%	2
0 - No Opinion	0.90%	3
TOTAL		335

Q33 Street lighting

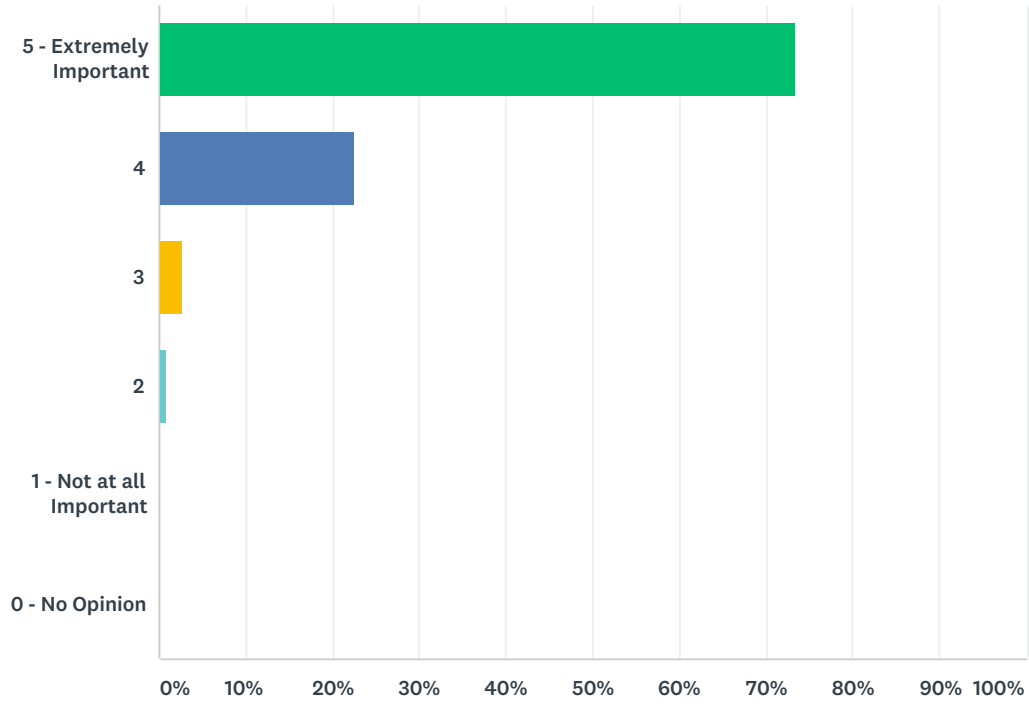
Answered: 336 Skipped: 30



ANSWER CHOICES	RESPONSES	
5 - Extremely Important	60.71%	204
4	32.14%	108
3	5.95%	20
2	0.89%	3
1 - Not at all Important	0.00%	0
0 - No Opinion	0.30%	1
TOTAL		336

Q34 Snow and ice removal

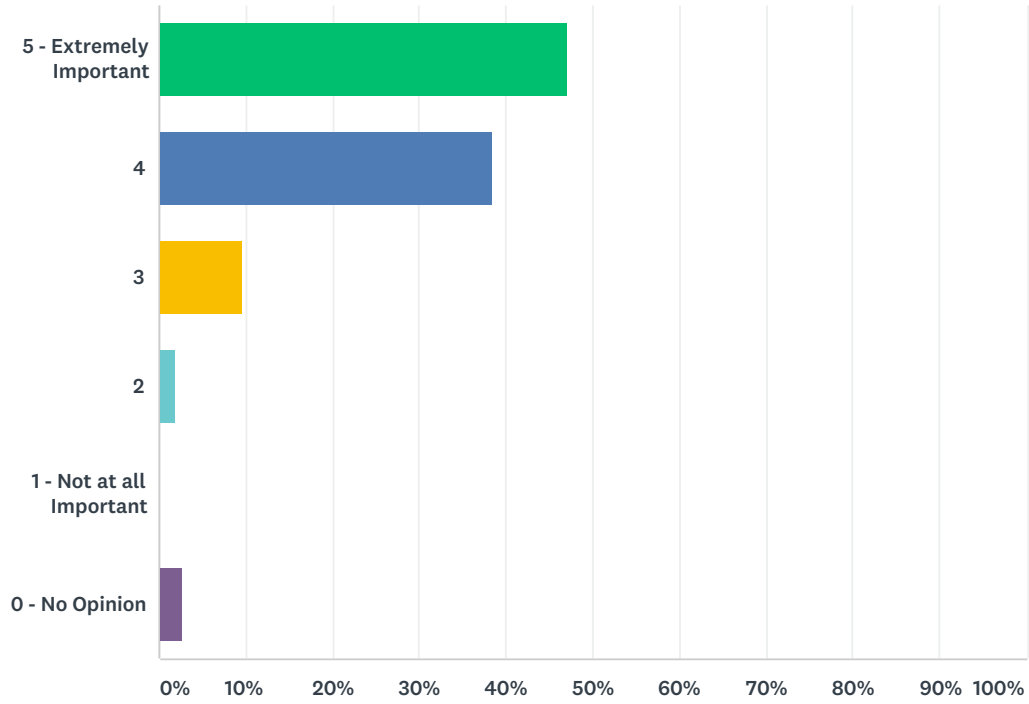
Answered: 335 Skipped: 31



ANSWER CHOICES	RESPONSES	
5 - Extremely Important	73.43%	246
4	22.69%	76
3	2.69%	9
2	0.90%	3
1 - Not at all Important	0.00%	0
0 - No Opinion	0.30%	1
TOTAL		335

Q35 Sidewalk maintenance

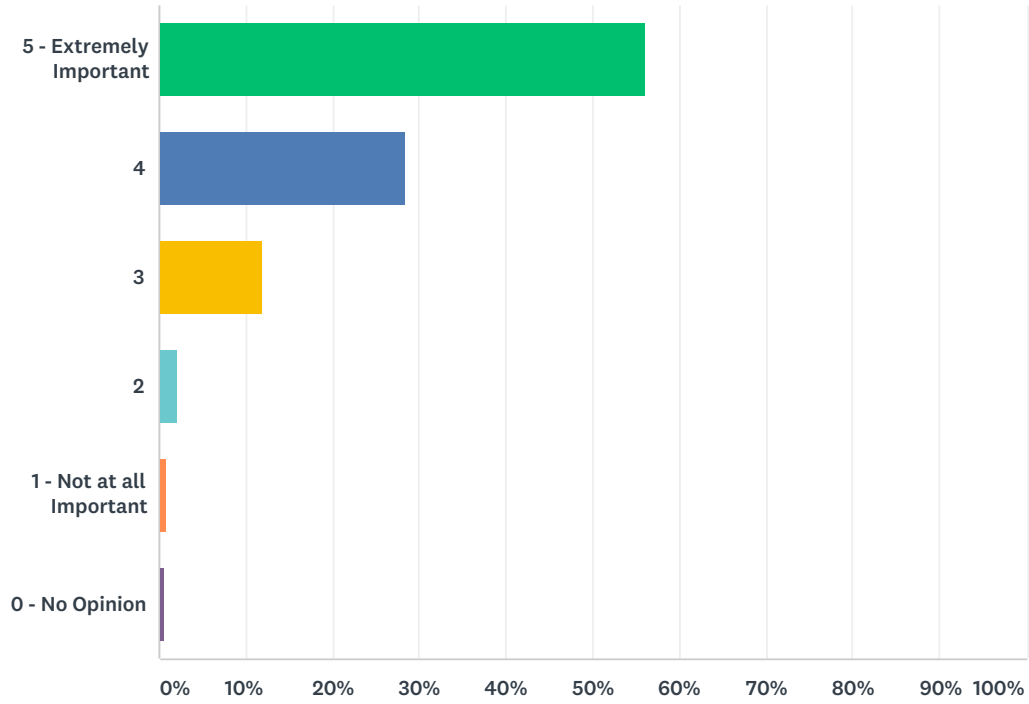
Answered: 335 Skipped: 31



ANSWER CHOICES	RESPONSES	
5 - Extremely Important	47.16%	158
4	38.51%	129
3	9.55%	32
2	1.79%	6
1 - Not at all Important	0.30%	1
0 - No Opinion	2.69%	9
TOTAL		335

Q36 Mosquito abatement/control

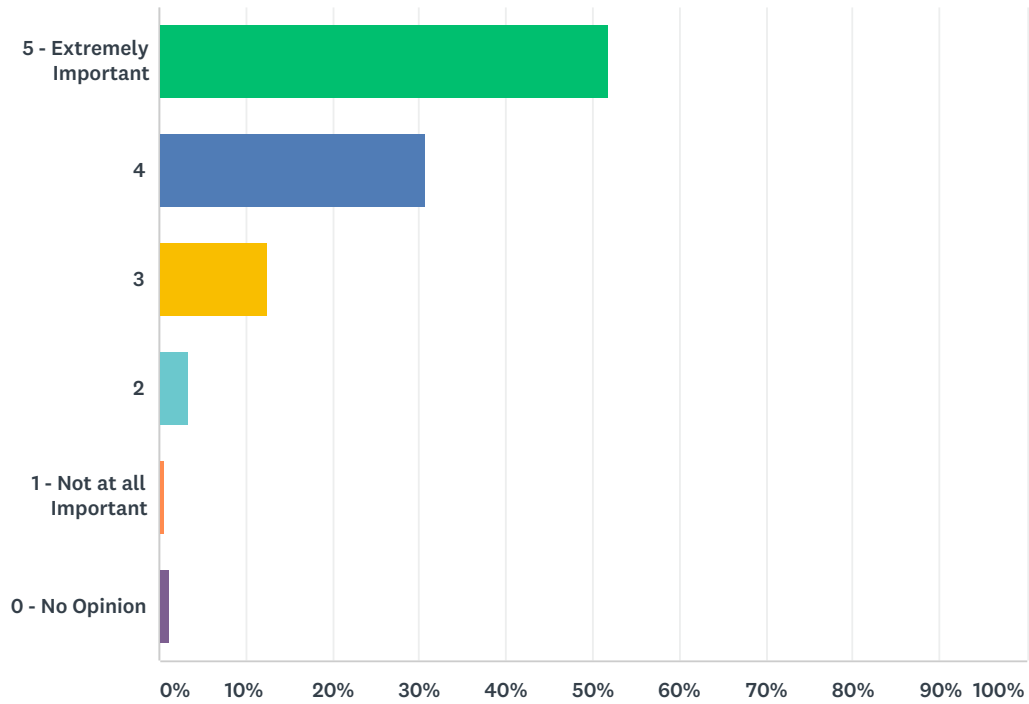
Answered: 334 Skipped: 32



ANSWER CHOICES	RESPONSES	
5 - Extremely Important	55.99%	187
4	28.44%	95
3	11.98%	40
2	2.10%	7
1 - Not at all Important	0.90%	3
0 - No Opinion	0.60%	2
TOTAL		334

Q37 Curb side tree limb collection program

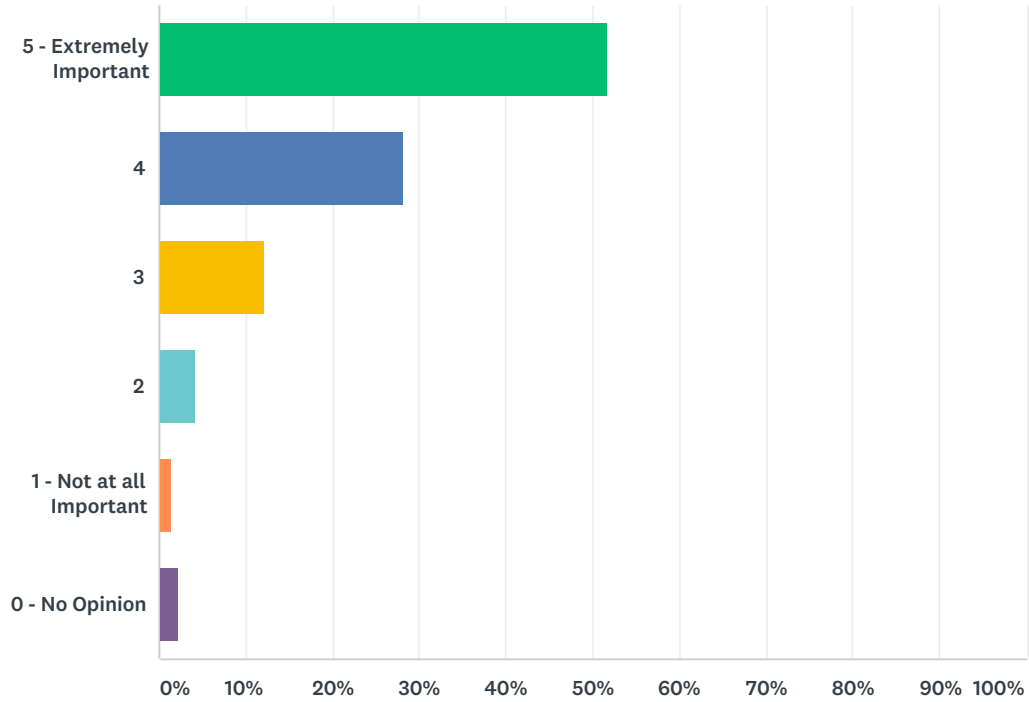
Answered: 336 Skipped: 30



ANSWER CHOICES	RESPONSES	
5 - Extremely Important	51.79%	174
4	30.65%	103
3	12.50%	42
2	3.27%	11
1 - Not at all Important	0.60%	2
0 - No Opinion	1.19%	4
TOTAL		336

Q38 Curb side leaf collection program

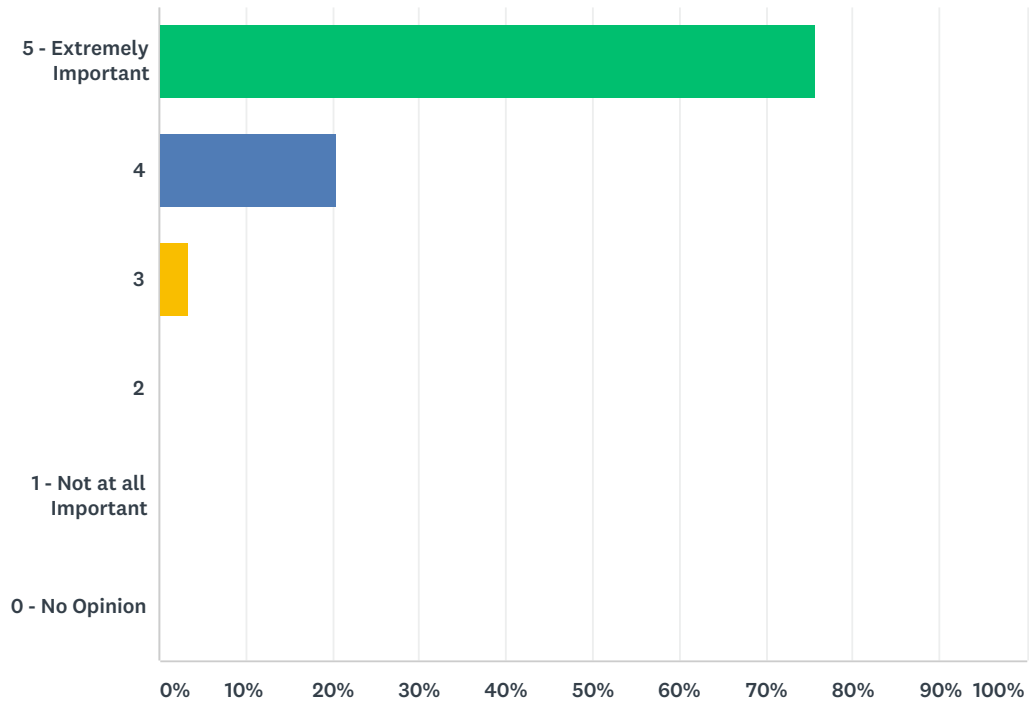
Answered: 337 Skipped: 29



ANSWER CHOICES	RESPONSES	
5 - Extremely Important	51.63%	174
4	28.19%	95
3	12.17%	41
2	4.15%	14
1 - Not at all Important	1.48%	5
0 - No Opinion	2.37%	8
TOTAL		337

Q39 Water utility (treatment and distribution)

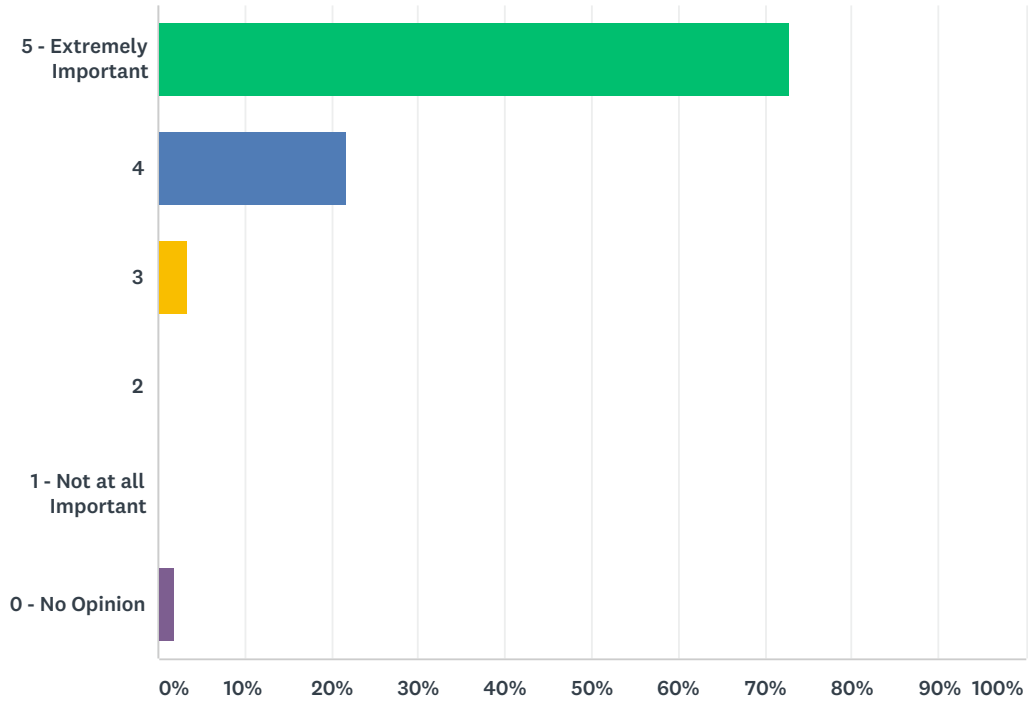
Answered: 337 Skipped: 29



ANSWER CHOICES	RESPONSES	
5 - Extremely Important	75.67%	255
4	20.47%	69
3	3.26%	11
2	0.30%	1
1 - Not at all Important	0.00%	0
0 - No Opinion	0.30%	1
TOTAL		337

Q40 Sanitary sewer system (collection)

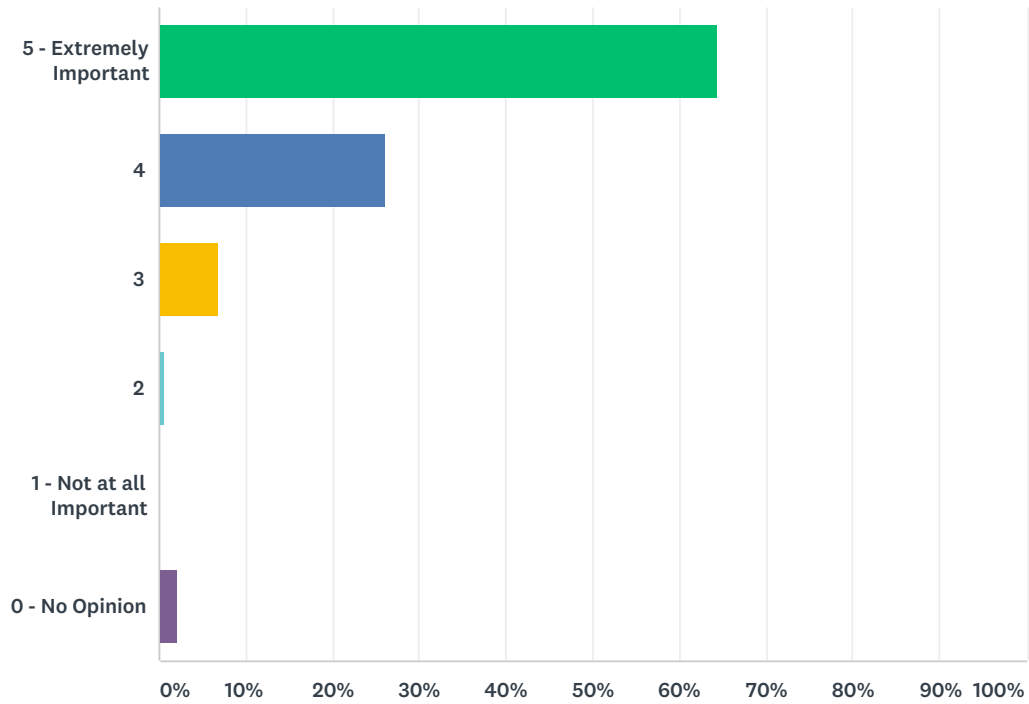
Answered: 335 Skipped: 31



ANSWER CHOICES	RESPONSES	
5 - Extremely Important	72.84%	244
4	21.79%	73
3	3.28%	11
2	0.30%	1
1 - Not at all Important	0.00%	0
0 - No Opinion	1.79%	6
TOTAL		335

Q41 Storm water management system

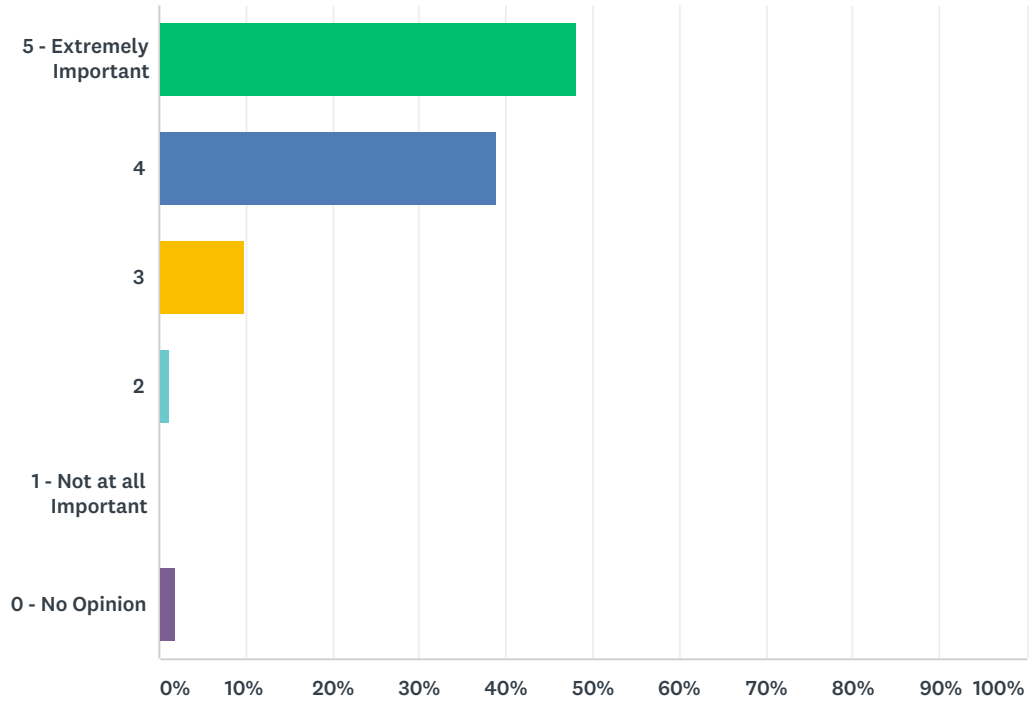
Answered: 334 Skipped: 32



ANSWER CHOICES	RESPONSES	
5 - Extremely Important	64.37%	215
4	26.05%	87
3	6.89%	23
2	0.60%	2
1 - Not at all Important	0.00%	0
0 - No Opinion	2.10%	7
TOTAL		334

Q42 Utility billing

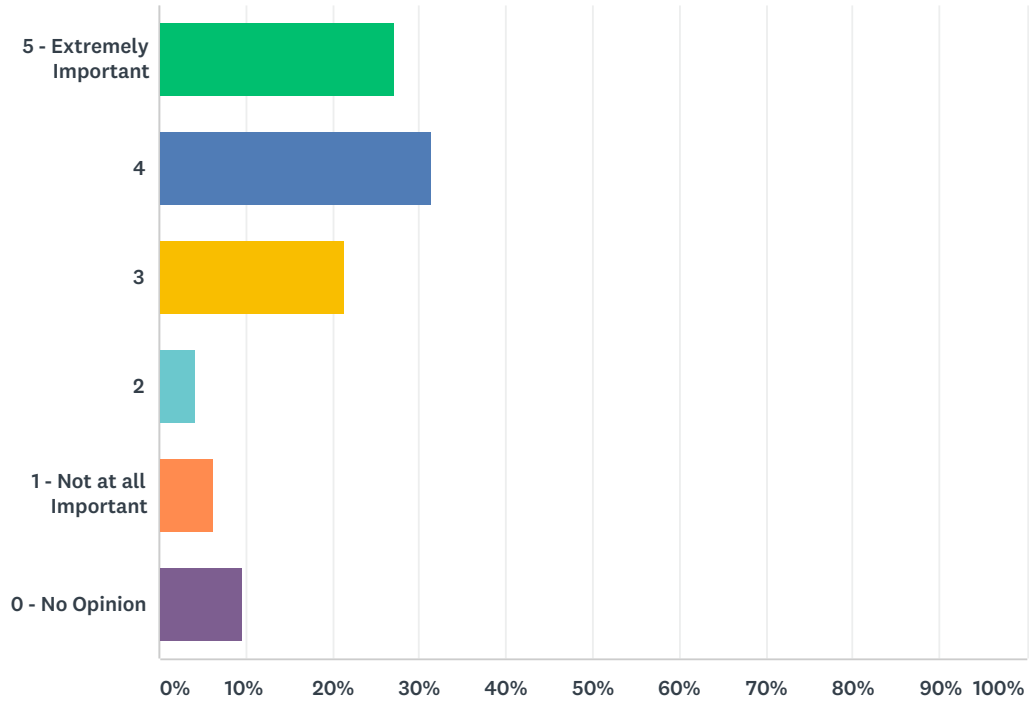
Answered: 334 Skipped: 32



ANSWER CHOICES	RESPONSES	
5 - Extremely Important	48.20%	161
4	38.92%	130
3	9.88%	33
2	1.20%	4
1 - Not at all Important	0.00%	0
0 - No Opinion	1.80%	6
TOTAL		334

Q43 Library services - Adult programs

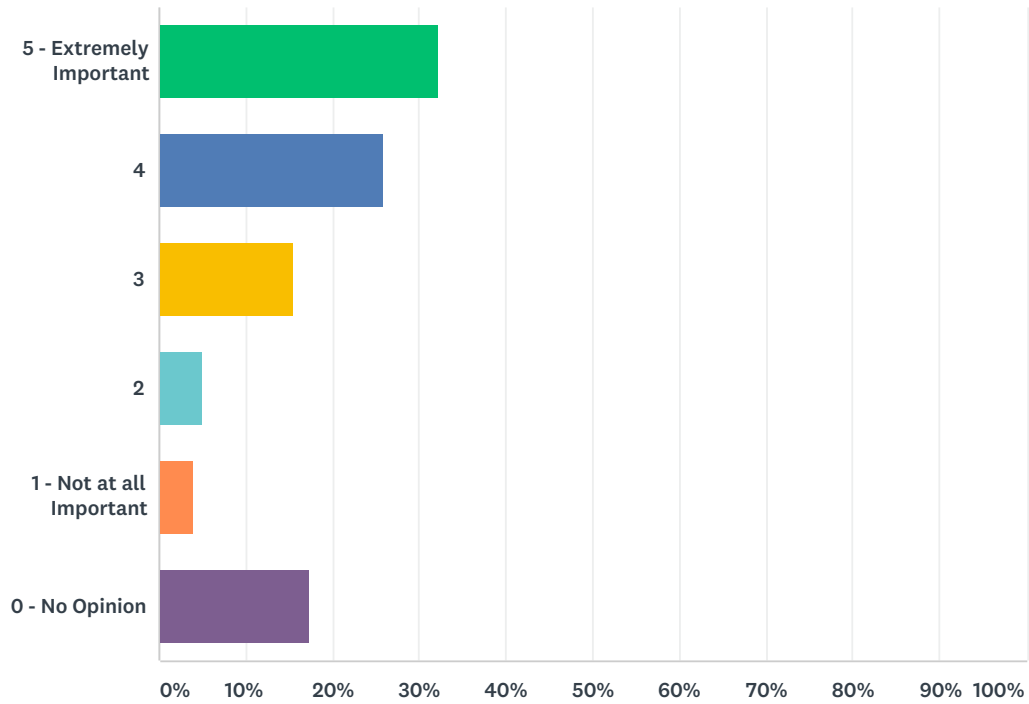
Answered: 334 Skipped: 32



ANSWER CHOICES	RESPONSES	
5 - Extremely Important	27.25%	91
4	31.44%	105
3	21.26%	71
2	4.19%	14
1 - Not at all Important	6.29%	21
0 - No Opinion	9.58%	32
TOTAL		334

Q44 Library services - Children's programs

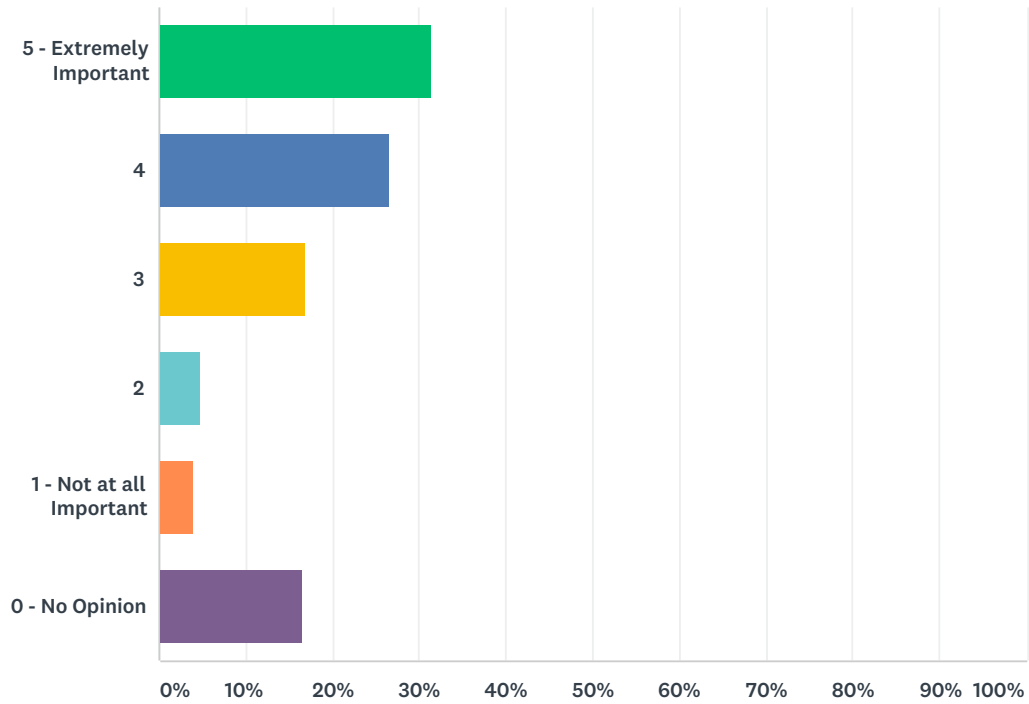
Answered: 335 Skipped: 31



ANSWER CHOICES	RESPONSES	
5 - Extremely Important	32.24%	108
4	25.97%	87
3	15.52%	52
2	5.07%	17
1 - Not at all Important	3.88%	13
0 - No Opinion	17.31%	58
TOTAL		335

Q45 Library services - Summer reading activities

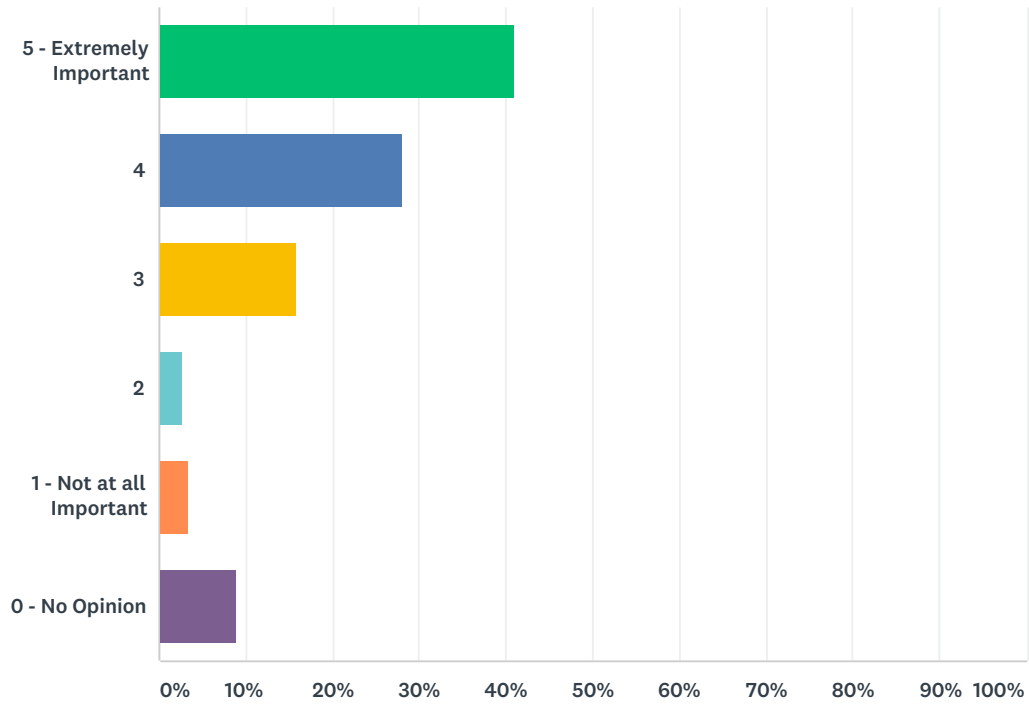
Answered: 332 Skipped: 34



ANSWER CHOICES	RESPONSES	
5 - Extremely Important	31.33%	104
4	26.51%	88
3	16.87%	56
2	4.82%	16
1 - Not at all Important	3.92%	13
0 - No Opinion	16.57%	55
TOTAL		332

Q46 Library services - Access to books, materials, and information

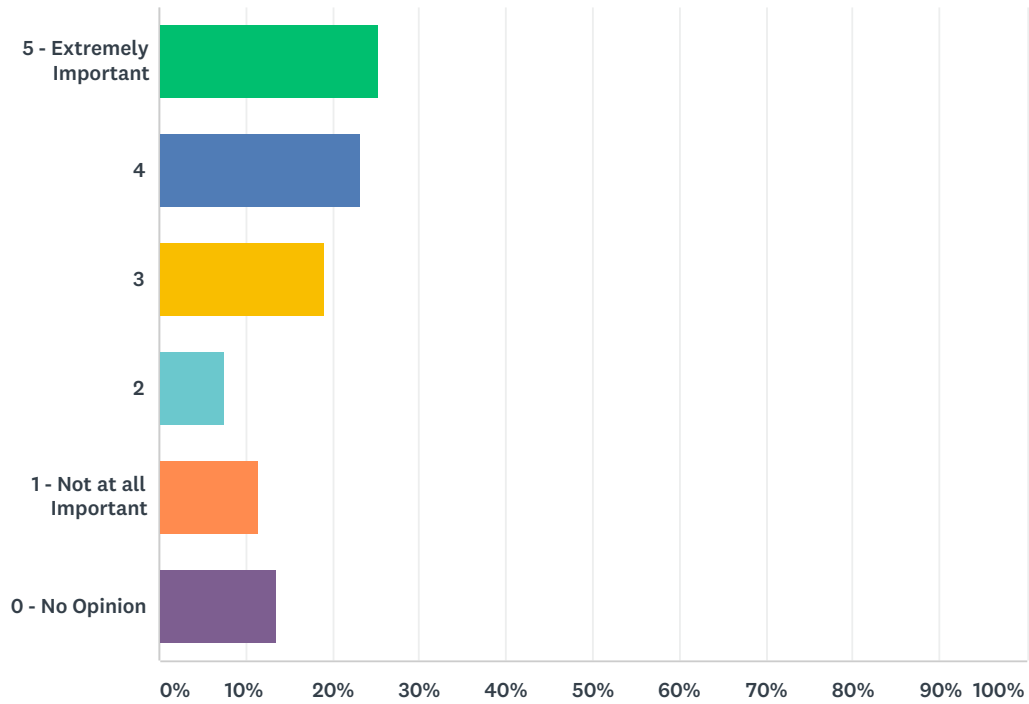
Answered: 332 Skipped: 34



ANSWER CHOICES	RESPONSES	
5 - Extremely Important	40.96%	136
4	28.01%	93
3	15.96%	53
2	2.71%	9
1 - Not at all Important	3.31%	11
0 - No Opinion	9.04%	30
TOTAL		332

Q47 Library services - Access to computers and Internet

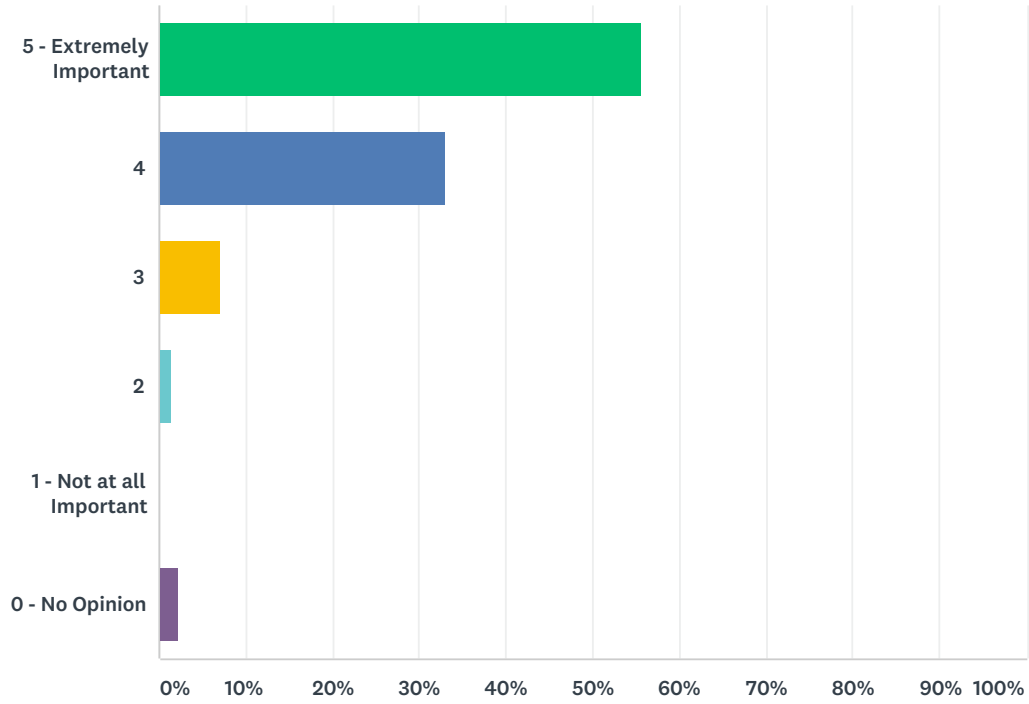
Answered: 332 Skipped: 34



ANSWER CHOICES	RESPONSES	
5 - Extremely Important	25.30%	84
4	23.19%	77
3	18.98%	63
2	7.53%	25
1 - Not at all Important	11.45%	38
0 - No Opinion	13.55%	45
TOTAL		332

Q48 Park facilities

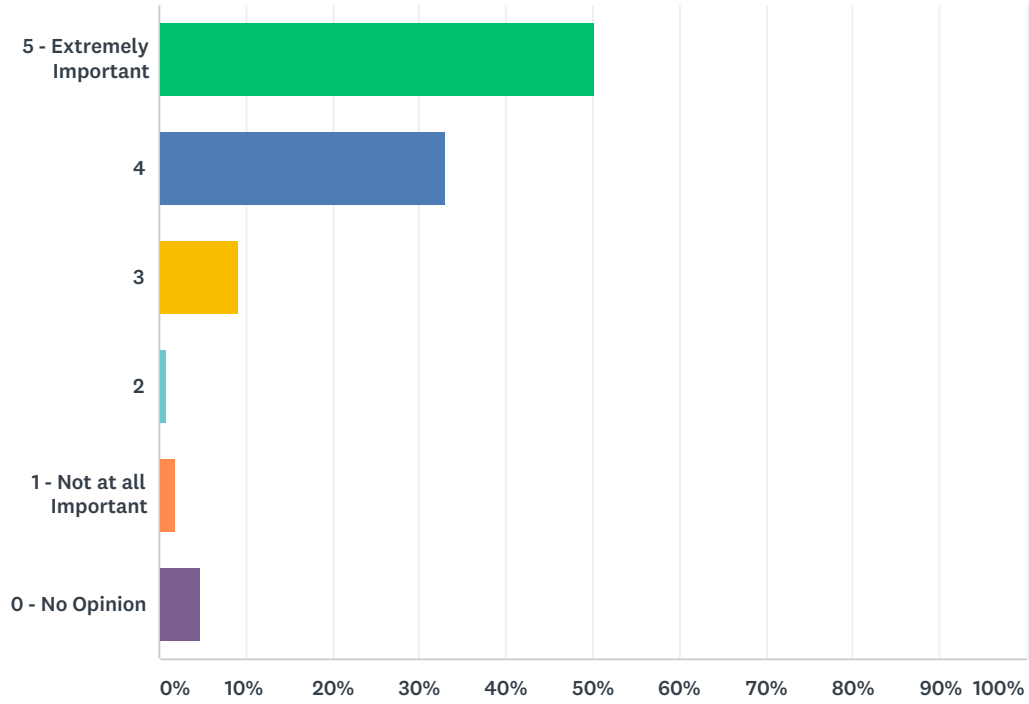
Answered: 336 Skipped: 30



ANSWER CHOICES	RESPONSES	
5 - Extremely Important	55.65%	187
4	33.04%	111
3	7.14%	24
2	1.49%	5
1 - Not at all Important	0.30%	1
0 - No Opinion	2.38%	8
TOTAL		336

Q49 Recreational trails

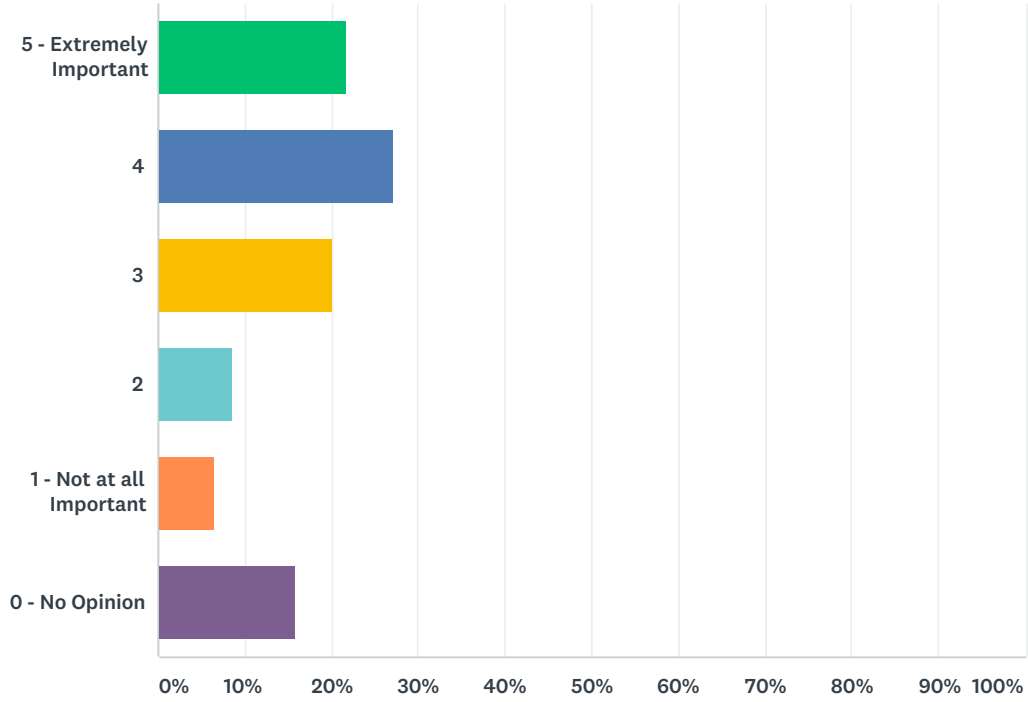
Answered: 333 Skipped: 33



ANSWER CHOICES	RESPONSES	
5 - Extremely Important	50.15%	167
4	33.03%	110
3	9.31%	31
2	0.90%	3
1 - Not at all Important	1.80%	6
0 - No Opinion	4.80%	16
TOTAL		333

Q50 Summer park program

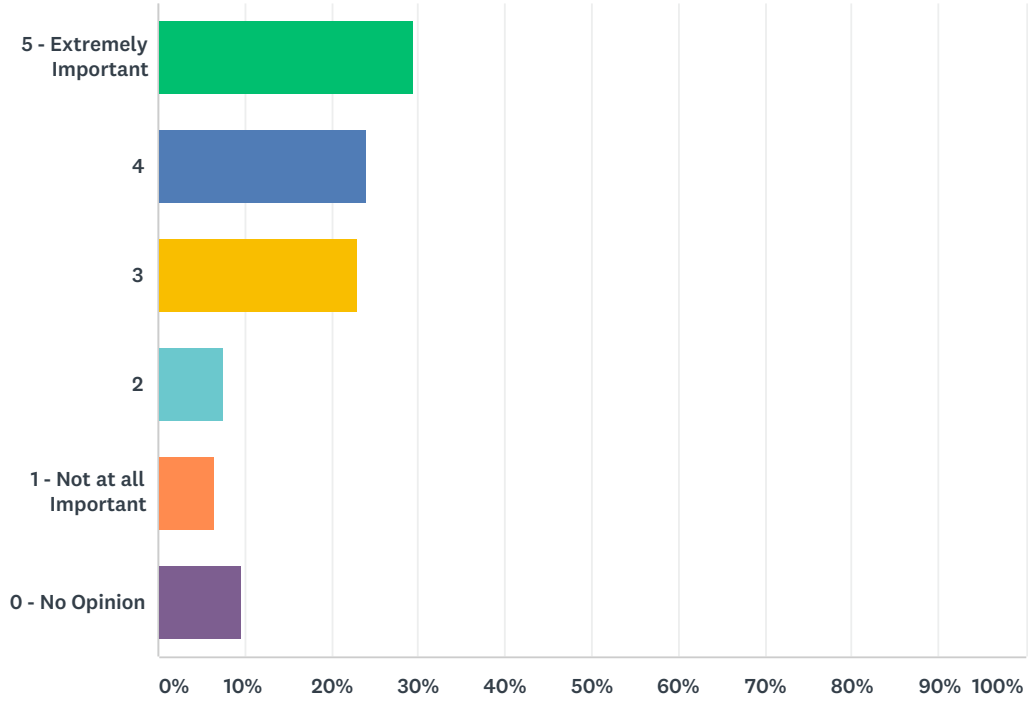
Answered: 335 Skipped: 31



ANSWER CHOICES	RESPONSES	
5 - Extremely Important	21.79%	73
4	27.16%	91
3	20.00%	67
2	8.66%	29
1 - Not at all Important	6.57%	22
0 - No Opinion	15.82%	53
TOTAL		335

Q51 Community room

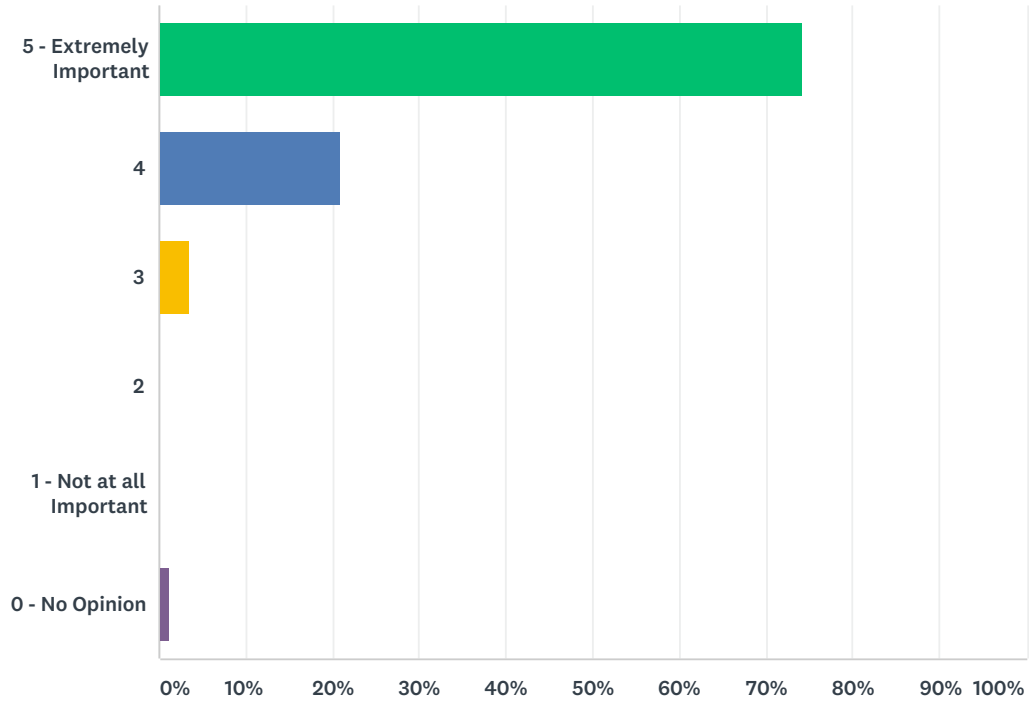
Answered: 336 Skipped: 30



ANSWER CHOICES	RESPONSES	
5 - Extremely Important	29.46%	99
4	24.11%	81
3	22.92%	77
2	7.44%	25
1 - Not at all Important	6.55%	22
0 - No Opinion	9.52%	32
TOTAL		336

Q52 Police services

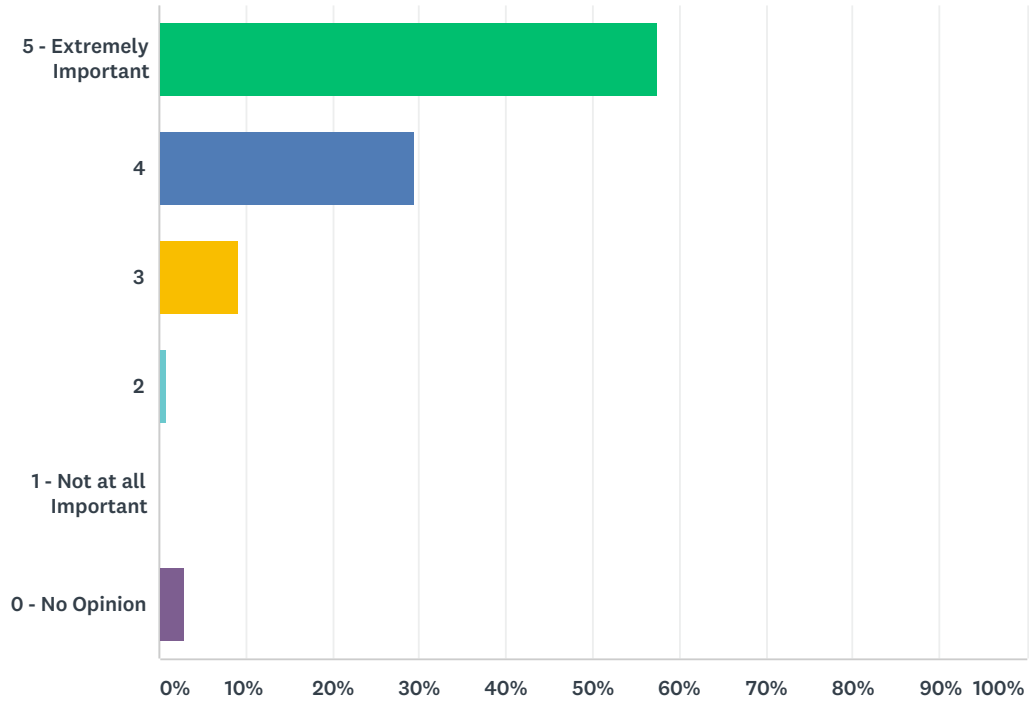
Answered: 334 Skipped: 32



ANSWER CHOICES	RESPONSES	
5 - Extremely Important	74.25%	248
4	20.96%	70
3	3.59%	12
2	0.00%	0
1 - Not at all Important	0.00%	0
0 - No Opinion	1.20%	4
TOTAL		334

Q53 Economic development

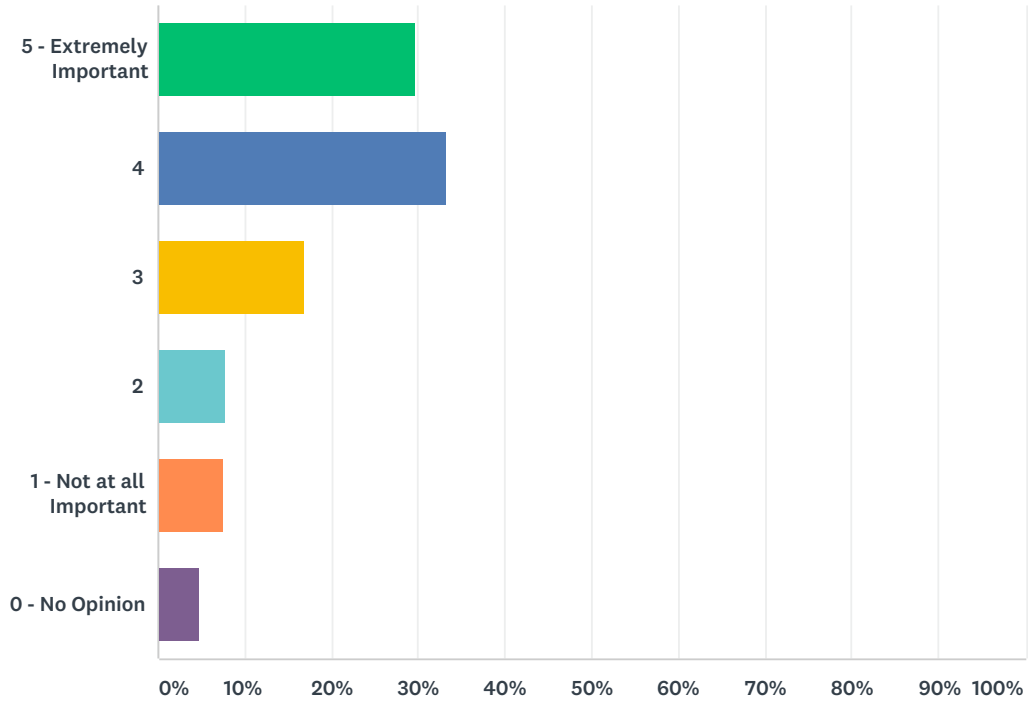
Answered: 336 Skipped: 30



ANSWER CHOICES	RESPONSES	
5 - Extremely Important	57.44%	193
4	29.46%	99
3	9.23%	31
2	0.89%	3
1 - Not at all Important	0.00%	0
0 - No Opinion	2.98%	10
TOTAL		336

Q54 Forsyth Family Fest

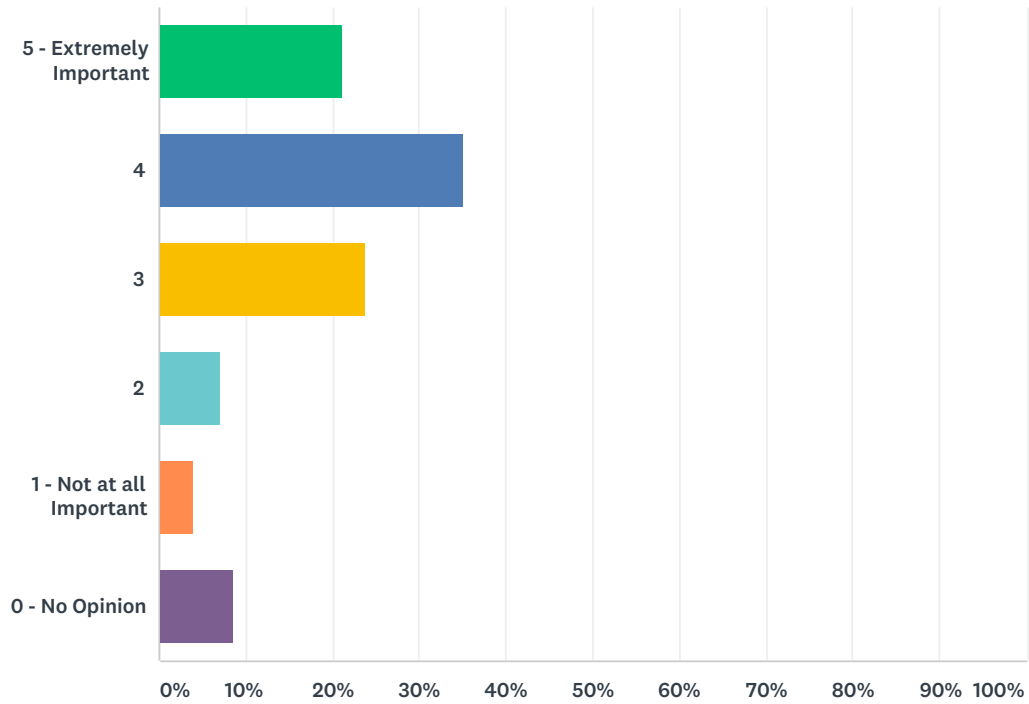
Answered: 336 Skipped: 30



ANSWER CHOICES	RESPONSES	
5 - Extremely Important	29.76%	100
4	33.33%	112
3	16.96%	57
2	7.74%	26
1 - Not at all Important	7.44%	25
0 - No Opinion	4.76%	16
TOTAL		336

Q55 Other community events

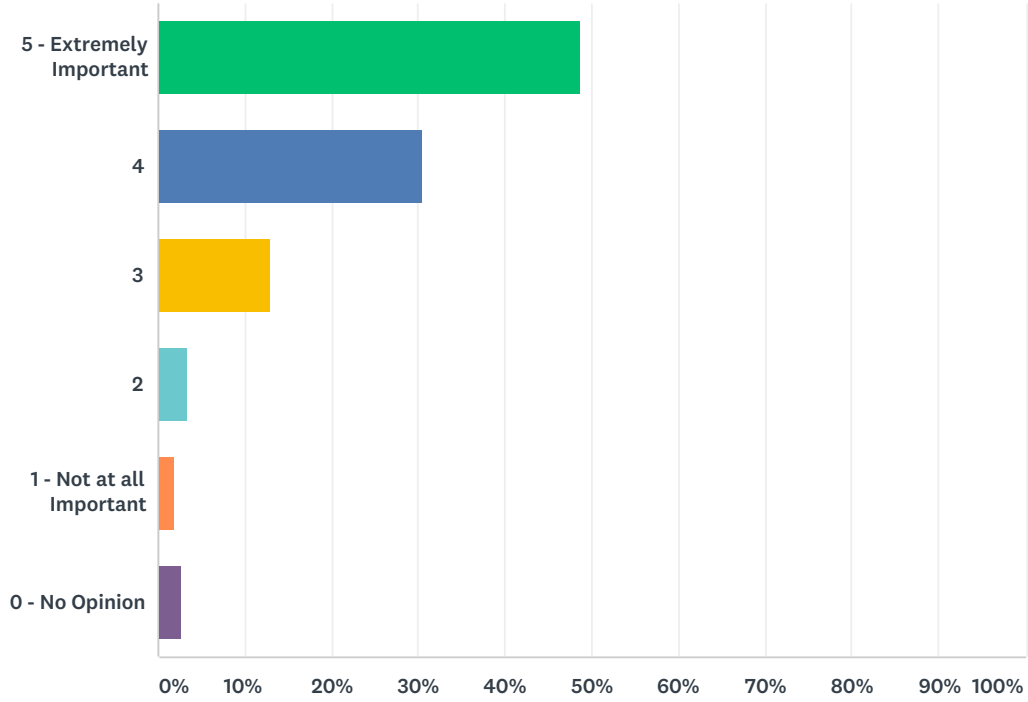
Answered: 335 Skipped: 31



ANSWER CHOICES	RESPONSES	
5 - Extremely Important	21.19%	71
4	35.22%	118
3	23.88%	80
2	7.16%	24
1 - Not at all Important	3.88%	13
0 - No Opinion	8.66%	29
TOTAL		335

Q56 Village Vision newsletter

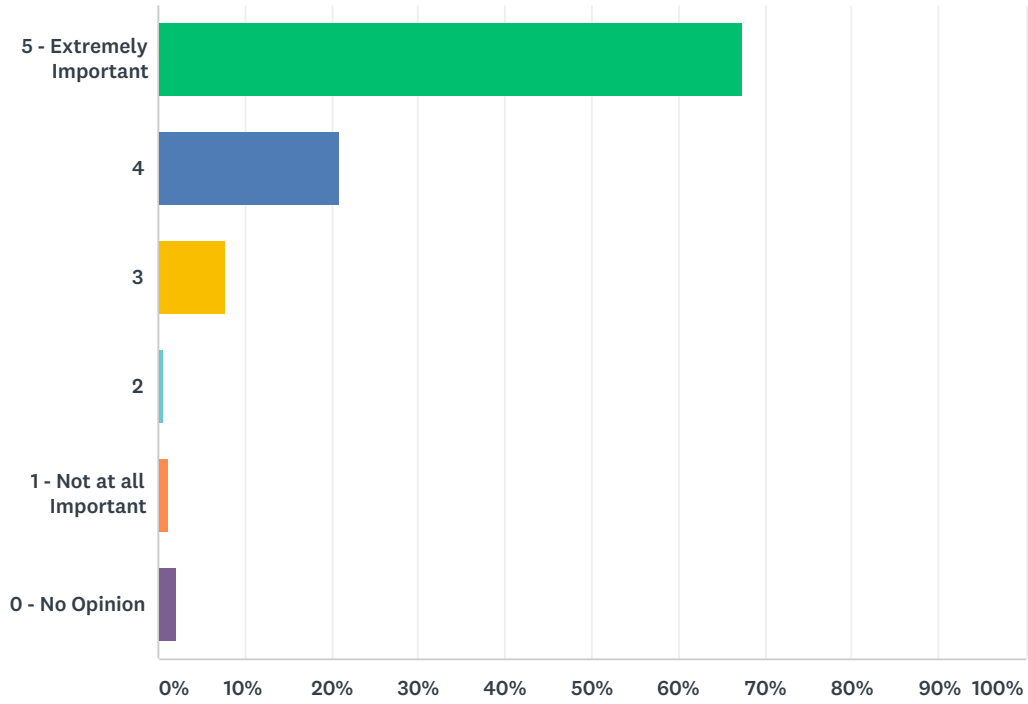
Answered: 334 Skipped: 32



ANSWER CHOICES	RESPONSES	
5 - Extremely Important	48.80%	163
4	30.54%	102
3	12.87%	43
2	3.29%	11
1 - Not at all Important	1.80%	6
0 - No Opinion	2.69%	9
TOTAL		334

Q57 Spring Clean Up program

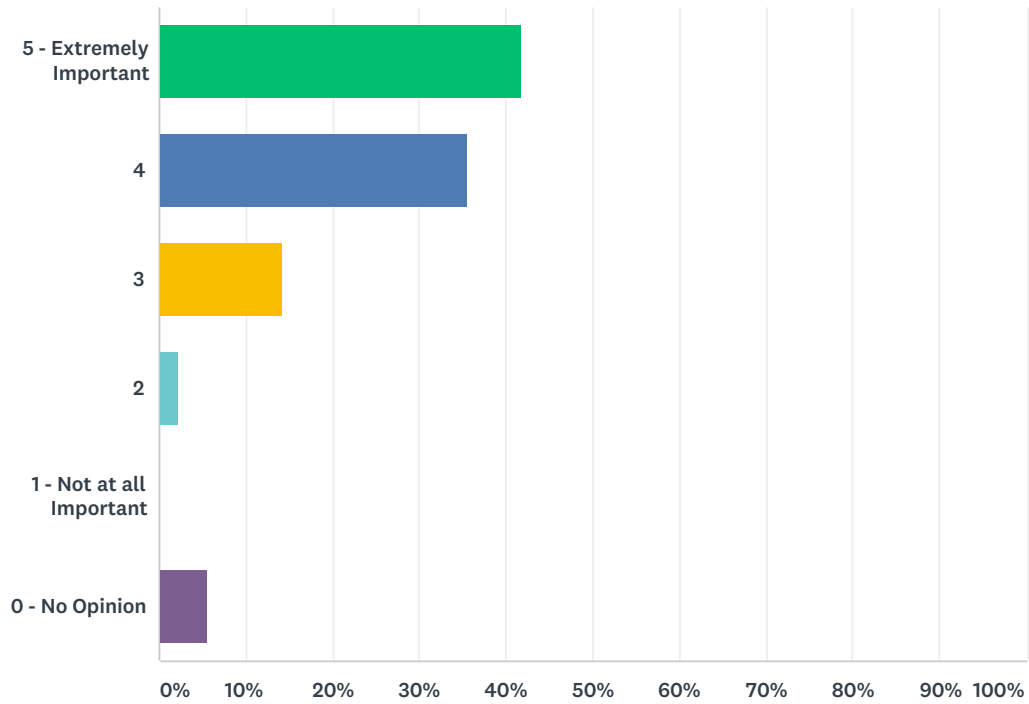
Answered: 334 Skipped: 32



ANSWER CHOICES	RESPONSES	
5 - Extremely Important	67.37%	225
4	20.96%	70
3	7.78%	26
2	0.60%	2
1 - Not at all Important	1.20%	4
0 - No Opinion	2.10%	7
TOTAL		334

Q58 Building, planning, and zoning services

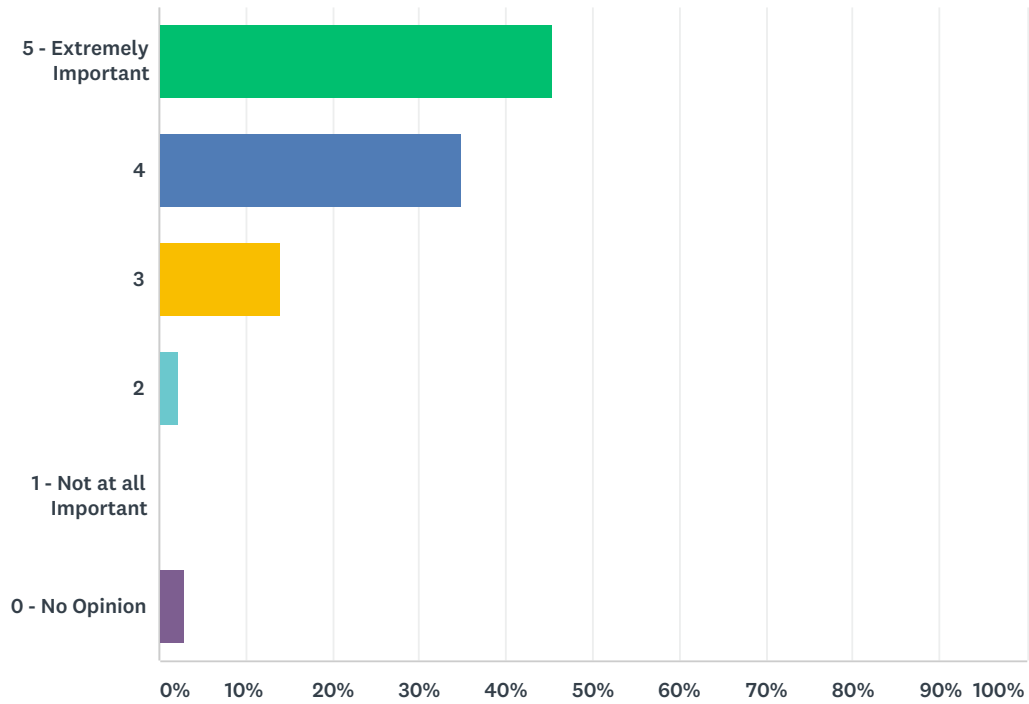
Answered: 335 Skipped: 31



ANSWER CHOICES	RESPONSES	
5 - Extremely Important	41.79%	140
4	35.52%	119
3	14.33%	48
2	2.39%	8
1 - Not at all Important	0.30%	1
0 - No Opinion	5.67%	19
TOTAL		335

Q59 Code enforcement (weeds, garbage, etc.)

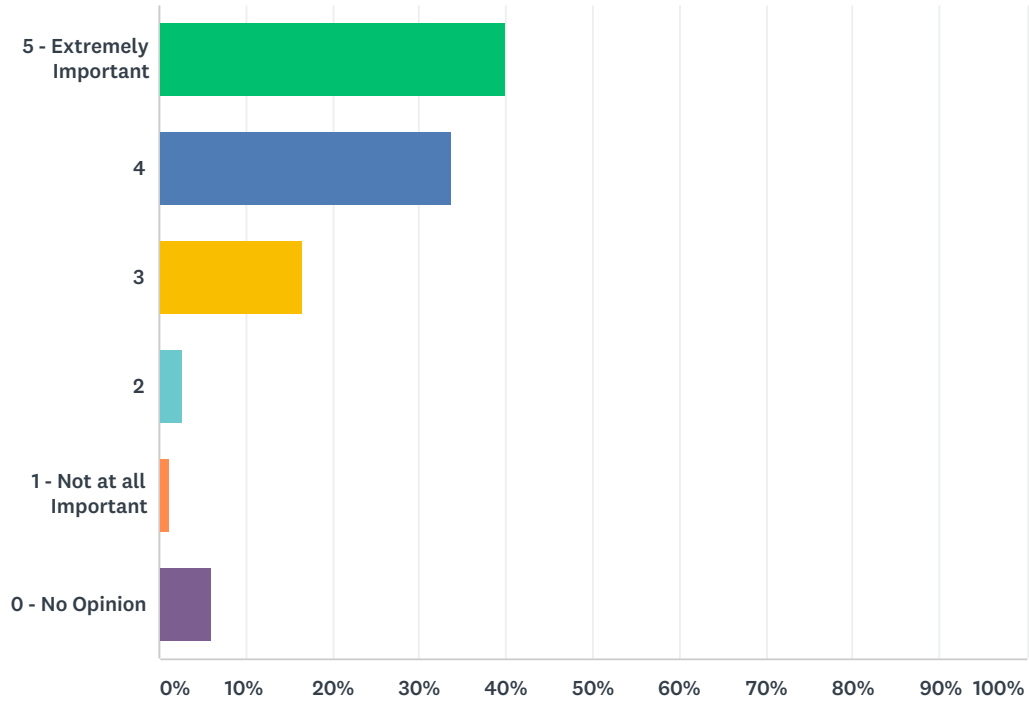
Answered: 335 Skipped: 31



ANSWER CHOICES	RESPONSES	
5 - Extremely Important	45.37%	152
4	34.93%	117
3	14.03%	47
2	2.39%	8
1 - Not at all Important	0.30%	1
0 - No Opinion	2.99%	10
TOTAL		335

Q60 Animal control services

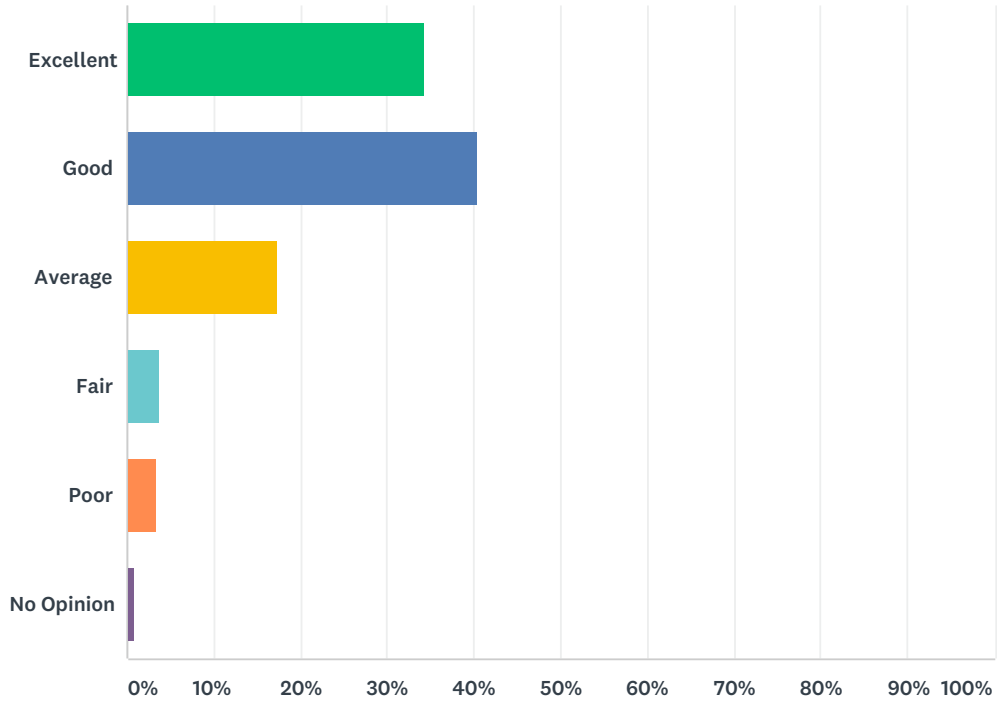
Answered: 333 Skipped: 33



ANSWER CHOICES	RESPONSES	
5 - Extremely Important	39.94%	133
4	33.63%	112
3	16.52%	55
2	2.70%	9
1 - Not at all Important	1.20%	4
0 - No Opinion	6.01%	20
TOTAL		333

Q61 Street repair

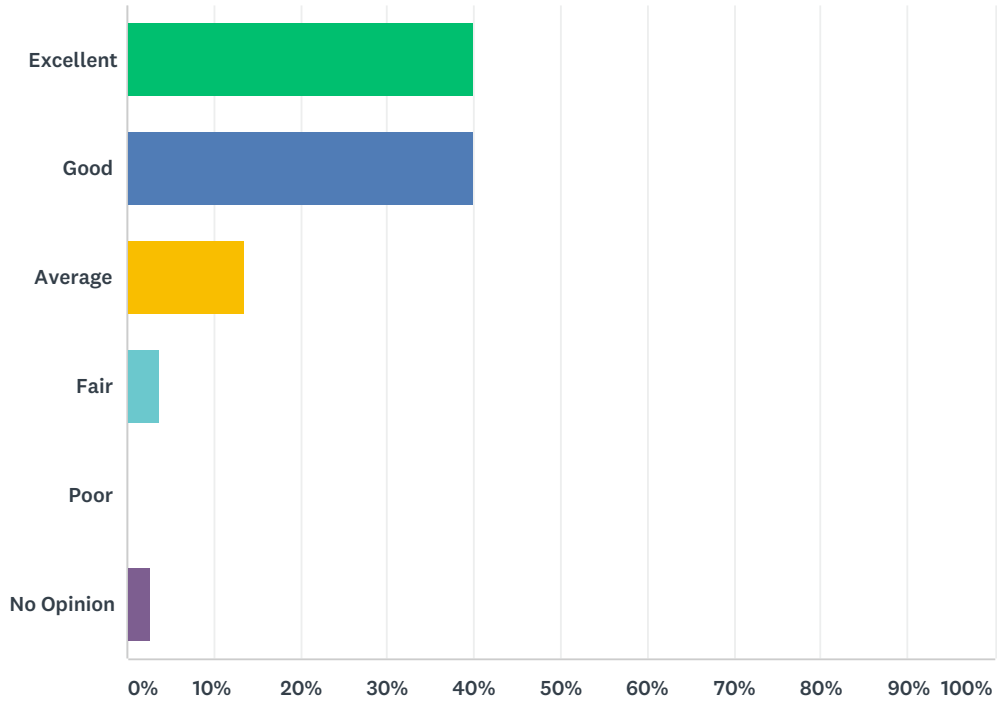
Answered: 327 Skipped: 39



ANSWER CHOICES	RESPONSES	
Excellent	34.25%	112
Good	40.37%	132
Average	17.43%	57
Fair	3.67%	12
Poor	3.36%	11
No Opinion	0.92%	3
TOTAL		327

Q62 Street cleaning

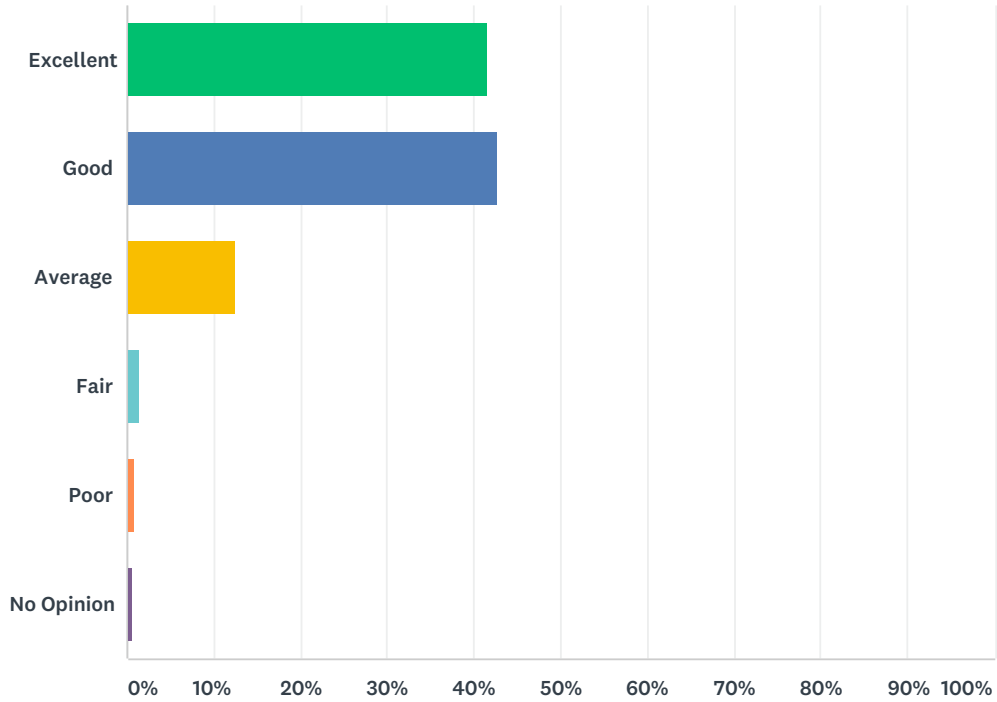
Answered: 326 Skipped: 40



ANSWER CHOICES	RESPONSES	
Excellent	39.88%	130
Good	39.88%	130
Average	13.50%	44
Fair	3.68%	12
Poor	0.31%	1
No Opinion	2.76%	9
TOTAL		326

Q63 Street lighting

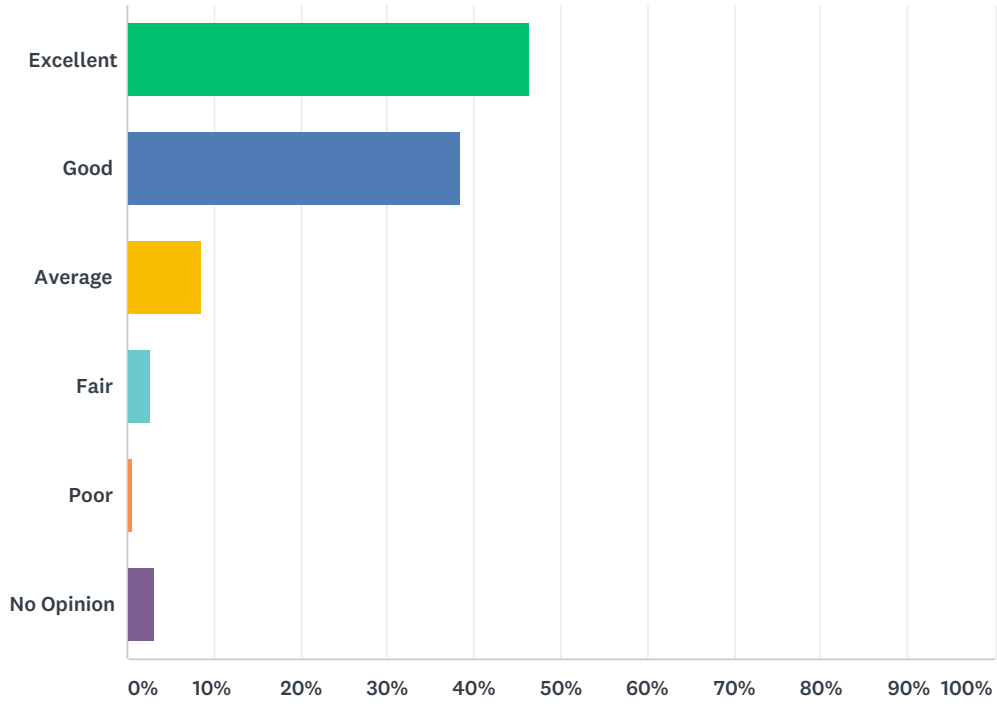
Answered: 326 Skipped: 40



ANSWER CHOICES	RESPONSES	
Excellent	41.72%	136
Good	42.64%	139
Average	12.58%	41
Fair	1.53%	5
Poor	0.92%	3
No Opinion	0.61%	2
TOTAL		326

Q64 Snow and ice removal

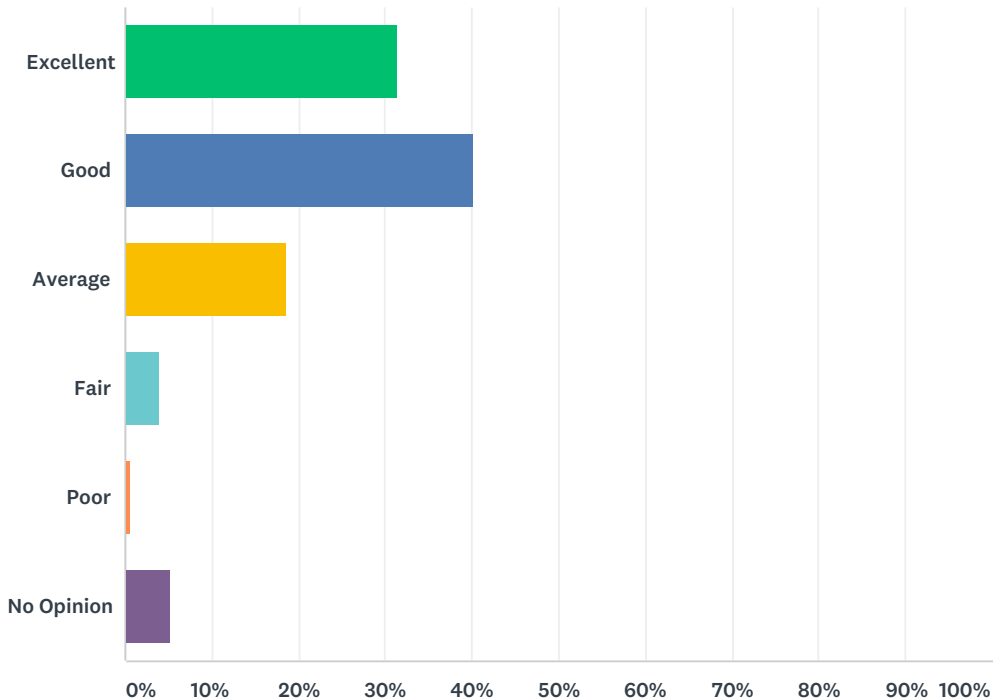
Answered: 327 Skipped: 39



ANSWER CHOICES	RESPONSES	
Excellent	46.48%	152
Good	38.53%	126
Average	8.56%	28
Fair	2.75%	9
Poor	0.61%	2
No Opinion	3.06%	10
TOTAL		327

Q65 Sidewalk maintenance

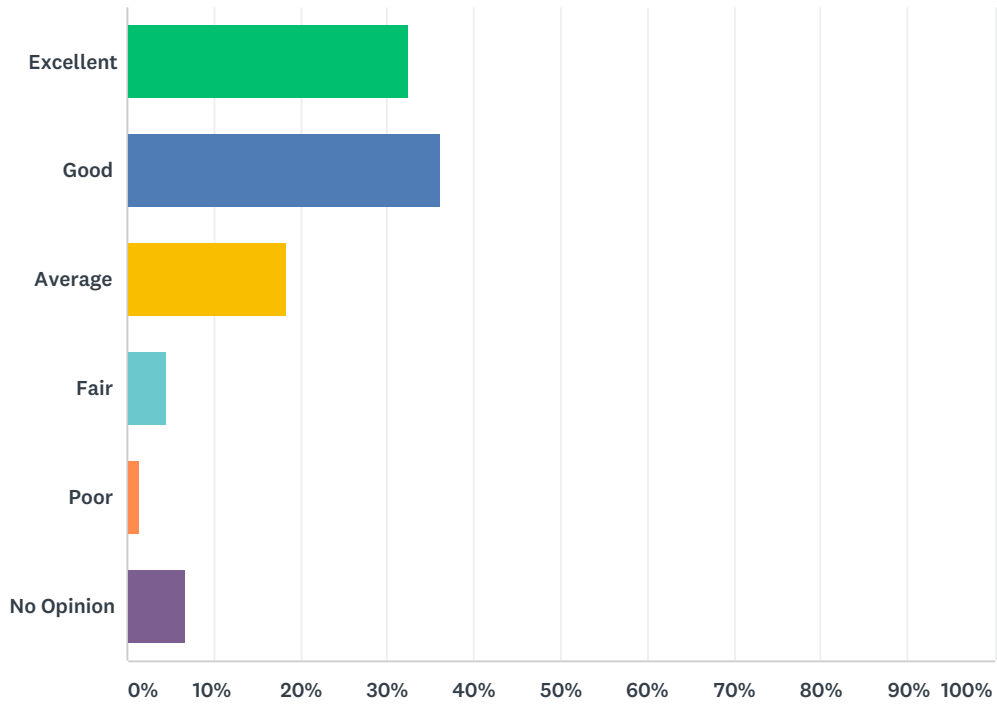
Answered: 326 Skipped: 40



ANSWER CHOICES	RESPONSES	
Excellent	31.29%	102
Good	40.18%	131
Average	18.71%	61
Fair	3.99%	13
Poor	0.61%	2
No Opinion	5.21%	17
TOTAL		326

Q66 Mosquito abatement/control

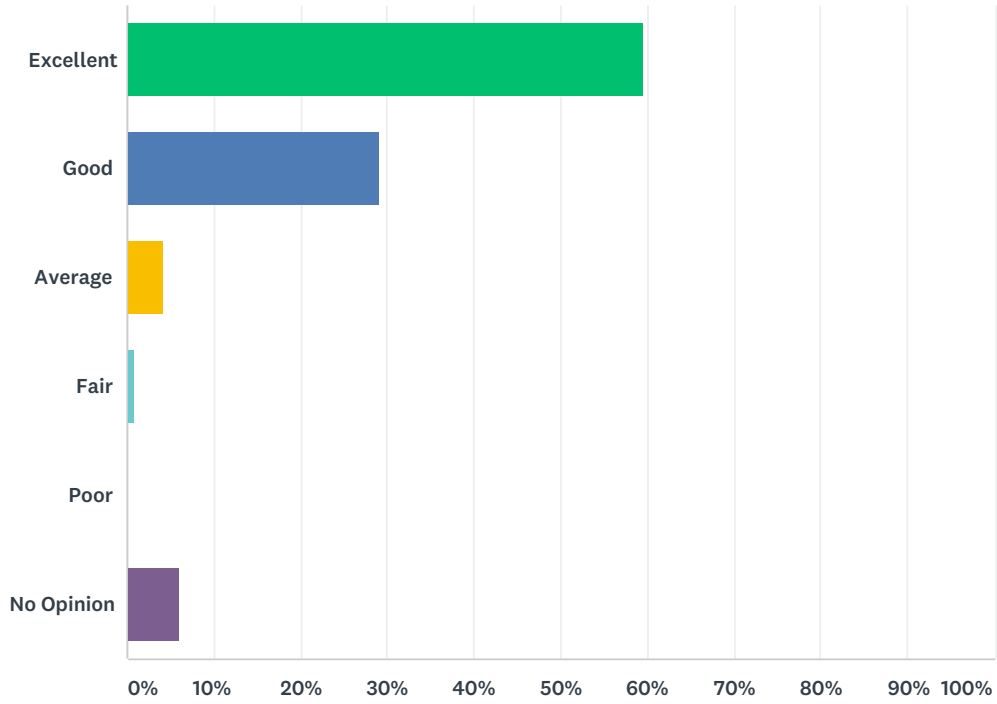
Answered: 326 Skipped: 40



ANSWER CHOICES	RESPONSES	
Excellent	32.52%	106
Good	36.20%	118
Average	18.40%	60
Fair	4.60%	15
Poor	1.53%	5
No Opinion	6.75%	22
TOTAL		326

Q67 Curb side tree limb collection program

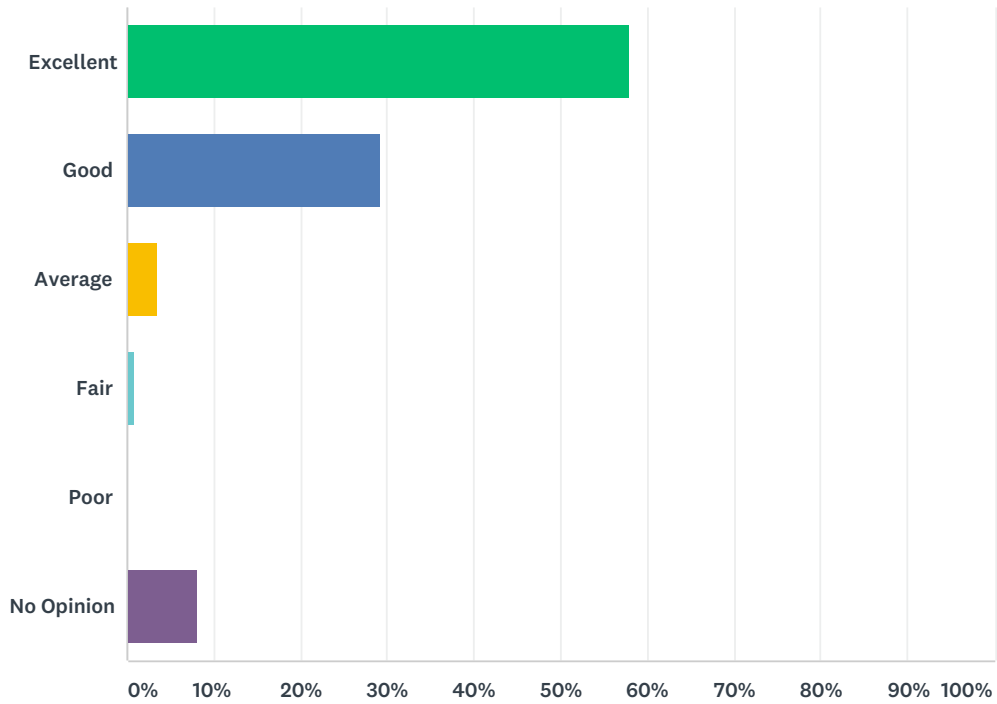
Answered: 327 Skipped: 39



ANSWER CHOICES	RESPONSES	
Excellent	59.63%	195
Good	29.05%	95
Average	4.28%	14
Fair	0.92%	3
Poor	0.00%	0
No Opinion	6.12%	20
TOTAL		327

Q68 Curb side leaf collection program

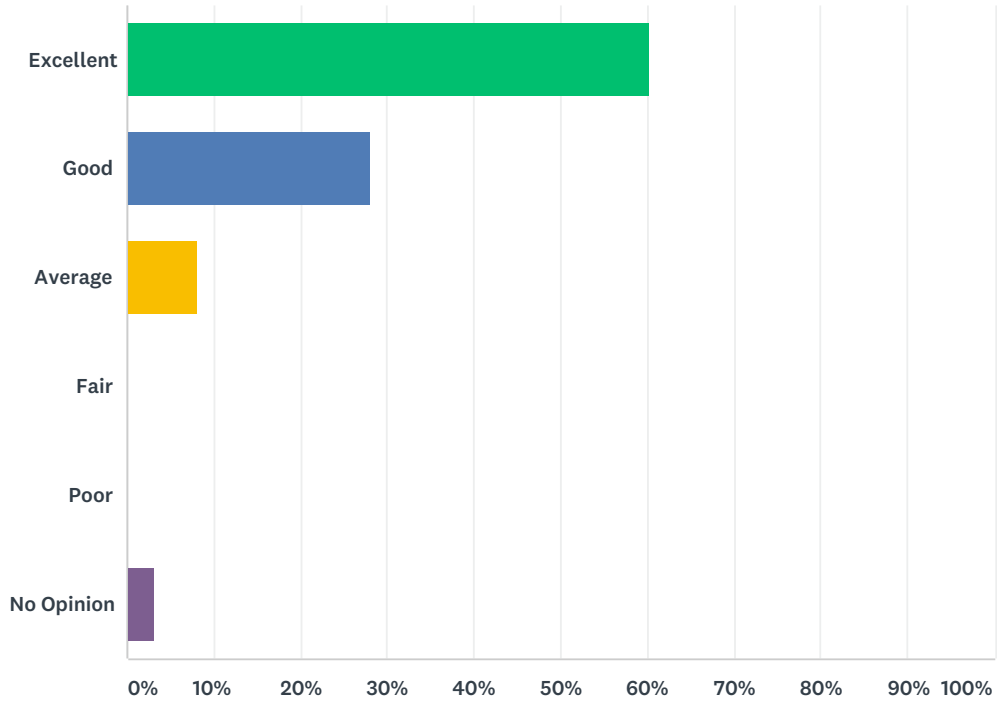
Answered: 328 Skipped: 38



ANSWER CHOICES	RESPONSES	
Excellent	57.93%	190
Good	29.27%	96
Average	3.66%	12
Fair	0.91%	3
Poor	0.00%	0
No Opinion	8.23%	27
TOTAL		328

Q69 Water utility (treatment and distribution)

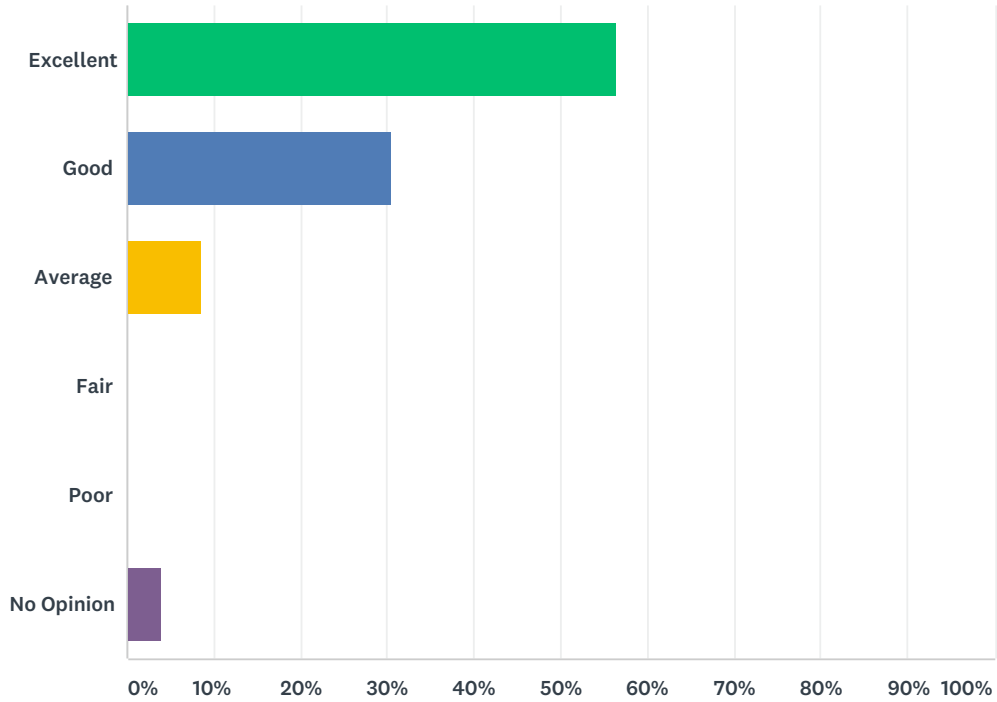
Answered: 327 Skipped: 39



ANSWER CHOICES	RESPONSES	
Excellent	60.24%	197
Good	28.13%	92
Average	8.26%	27
Fair	0.31%	1
Poor	0.00%	0
No Opinion	3.06%	10
TOTAL		327

Q70 Sanitary sewer system (collection)

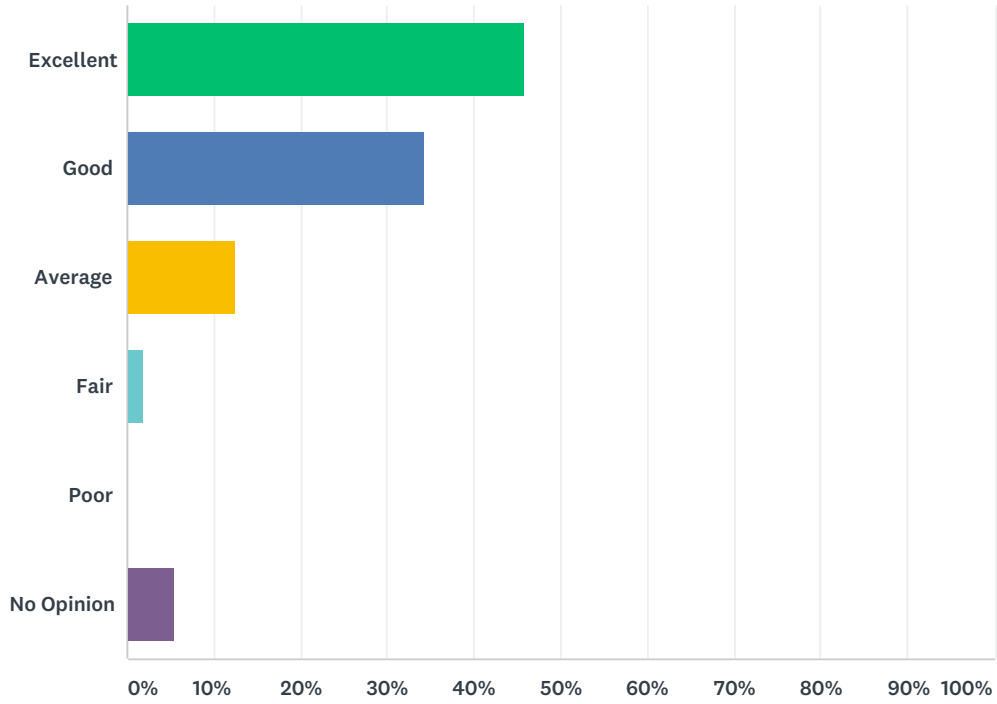
Answered: 327 Skipped: 39



ANSWER CHOICES	RESPONSES	
Excellent	56.57%	185
Good	30.58%	100
Average	8.56%	28
Fair	0.31%	1
Poor	0.00%	0
No Opinion	3.98%	13
TOTAL		327

Q71 Storm water management system

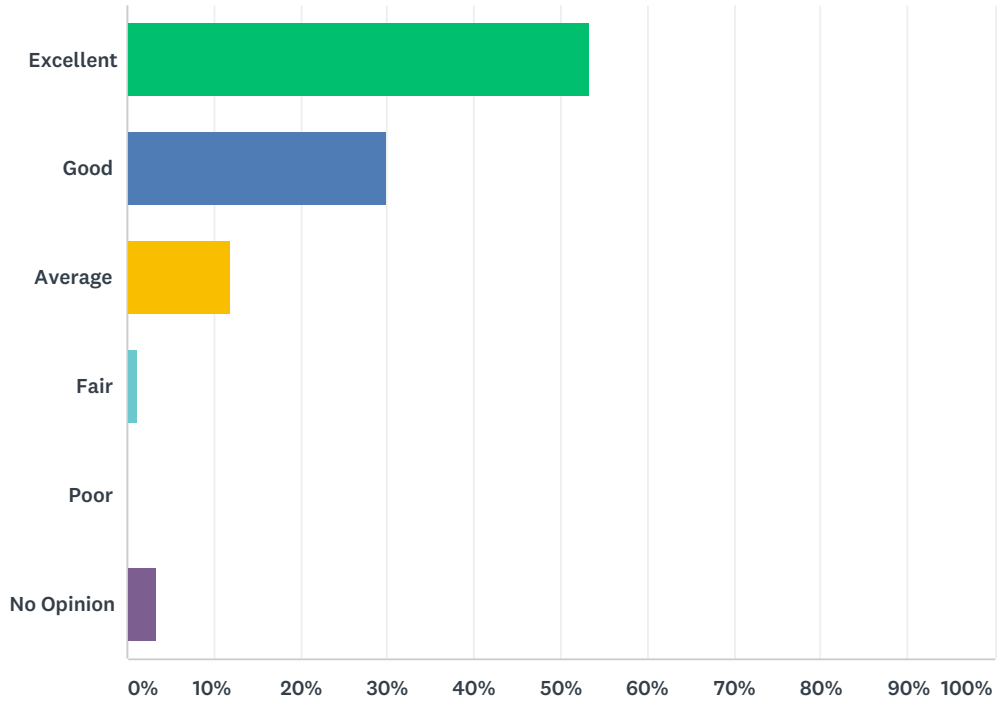
Answered: 327 Skipped: 39



ANSWER CHOICES	RESPONSES	
Excellent	45.87%	150
Good	34.25%	112
Average	12.54%	41
Fair	1.83%	6
Poor	0.00%	0
No Opinion	5.50%	18
TOTAL		327

Q72 Utility billing

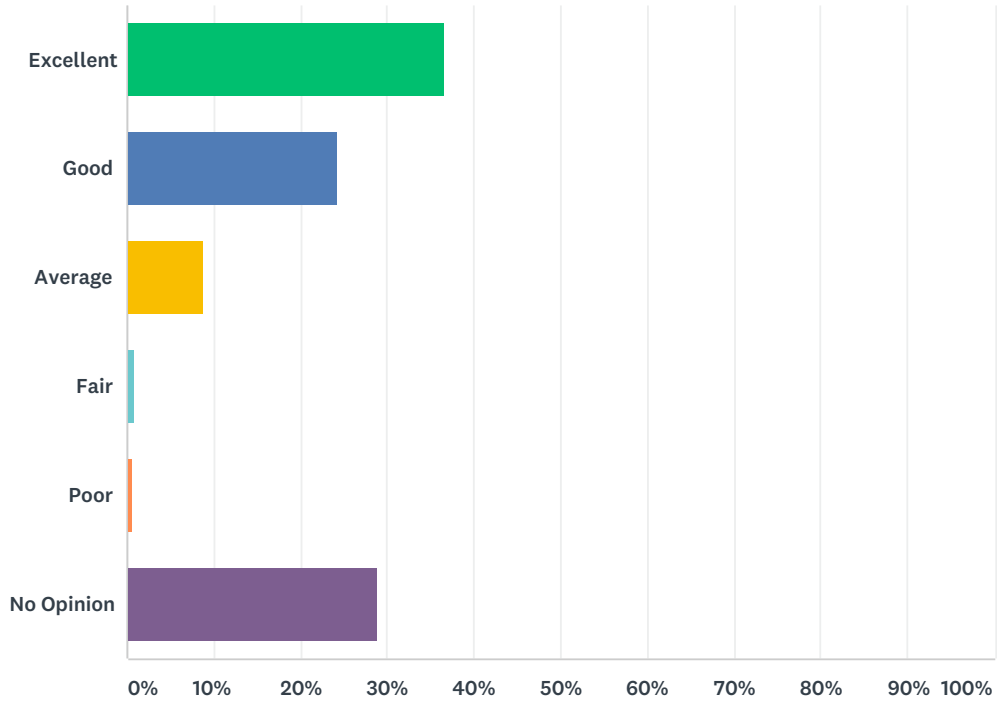
Answered: 328 Skipped: 38



ANSWER CHOICES	RESPONSES	
Excellent	53.35%	175
Good	29.88%	98
Average	11.89%	39
Fair	1.22%	4
Poor	0.30%	1
No Opinion	3.35%	11
TOTAL		328

Q73 Library services - Adult programs

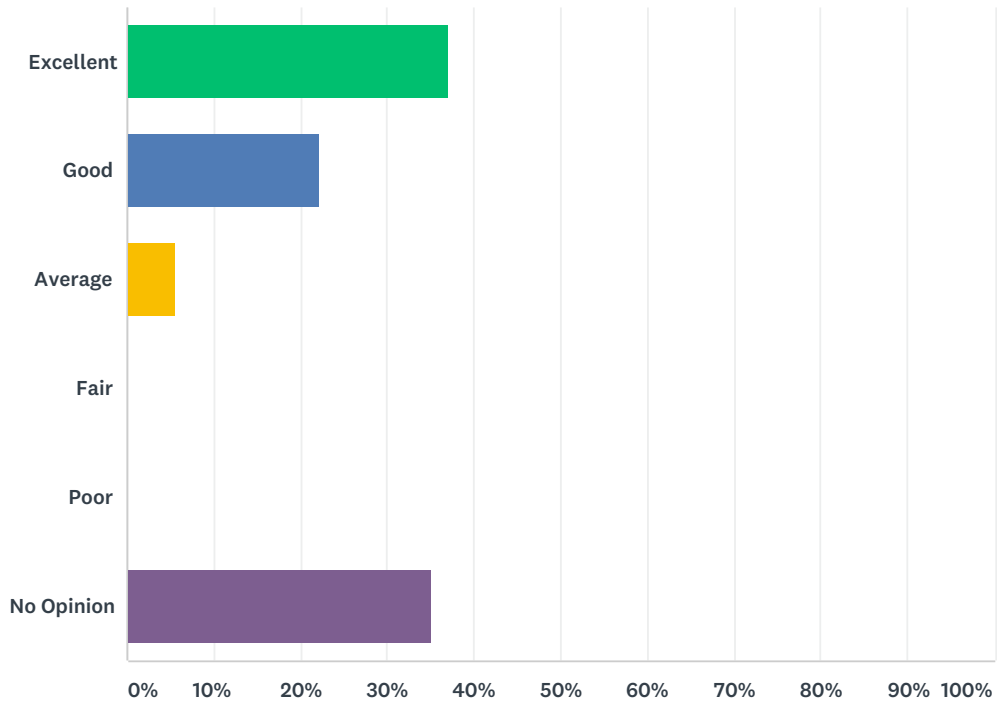
Answered: 322 Skipped: 44



ANSWER CHOICES	RESPONSES	
Excellent	36.65%	118
Good	24.22%	78
Average	8.70%	28
Fair	0.93%	3
Poor	0.62%	2
No Opinion	28.88%	93
TOTAL		322

Q74 Library services - Children's programs

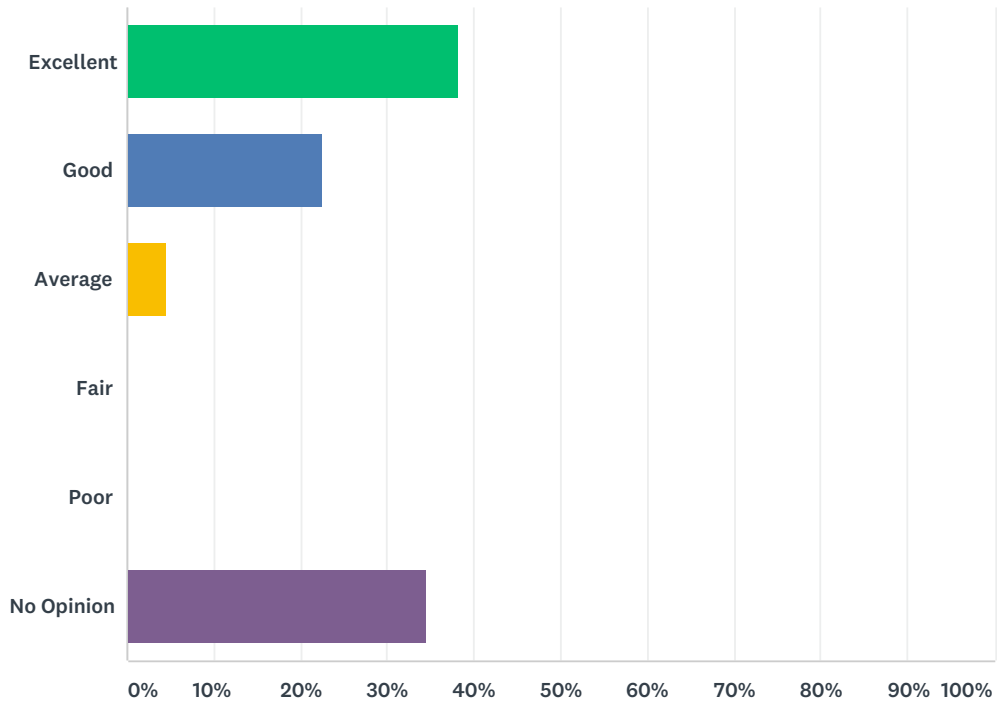
Answered: 324 Skipped: 42



ANSWER CHOICES	RESPONSES	
Excellent	37.04%	120
Good	22.22%	72
Average	5.56%	18
Fair	0.00%	0
Poor	0.00%	0
No Opinion	35.19%	114
TOTAL		324

Q75 Library services - Summer reading activities

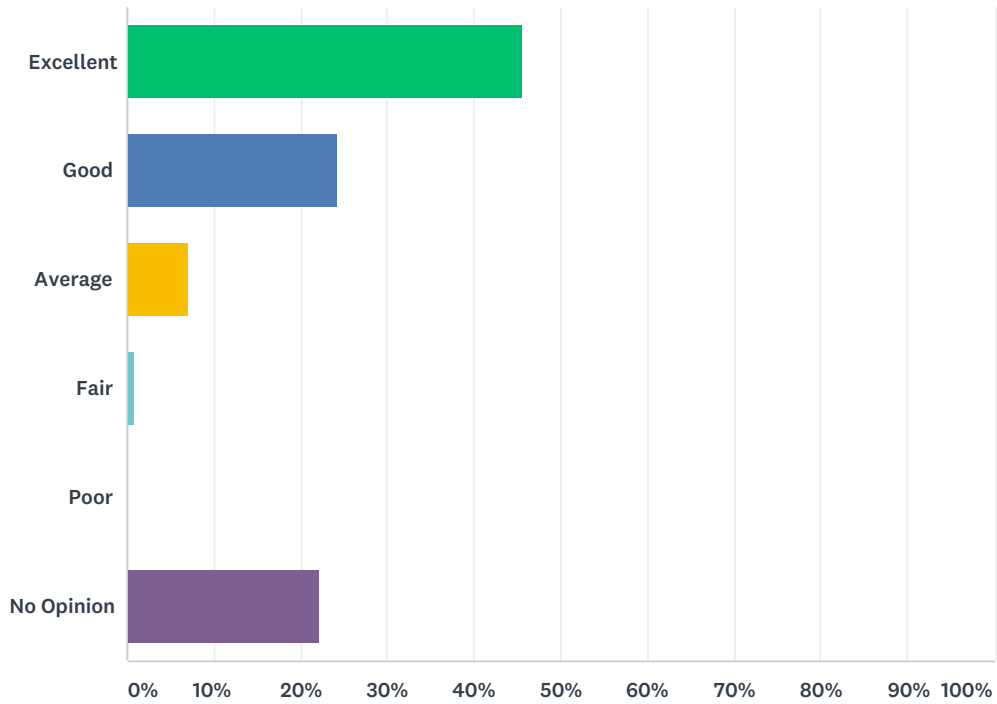
Answered: 322 Skipped: 44



ANSWER CHOICES	RESPONSES	
Excellent	38.20%	123
Good	22.67%	73
Average	4.66%	15
Fair	0.00%	0
Poor	0.00%	0
No Opinion	34.47%	111
TOTAL		322

Q76 Library services - Access to books, materials, and information

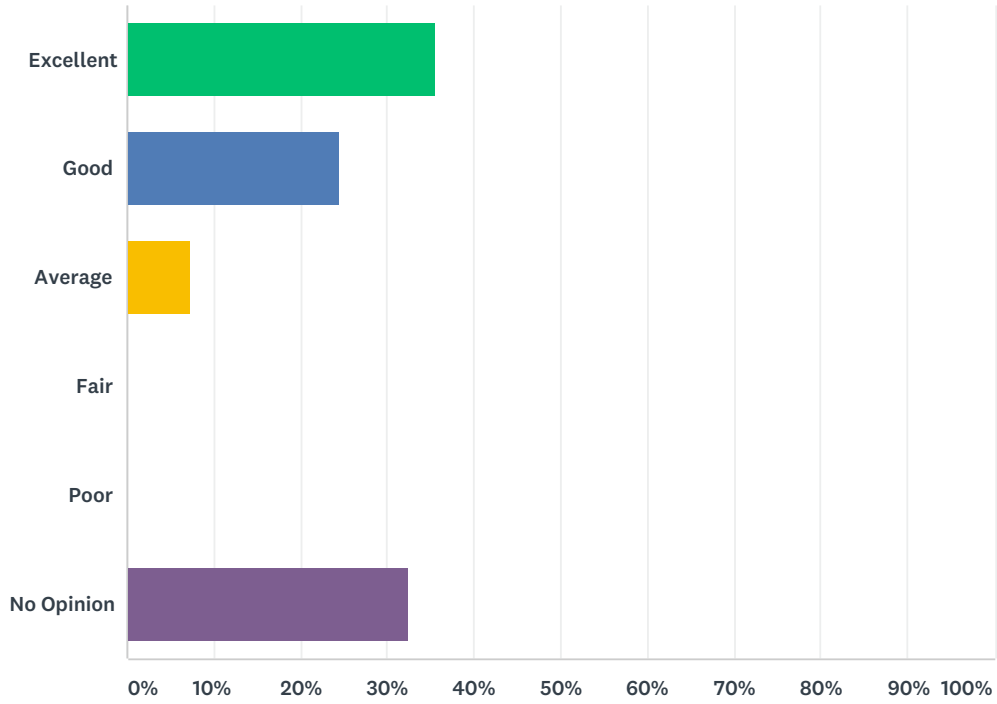
Answered: 326 Skipped: 40



ANSWER CHOICES	RESPONSES	
Excellent	45.71%	149
Good	24.23%	79
Average	7.06%	23
Fair	0.92%	3
Poor	0.00%	0
No Opinion	22.09%	72
TOTAL		326

Q77 Library services - Access to computers and Internet

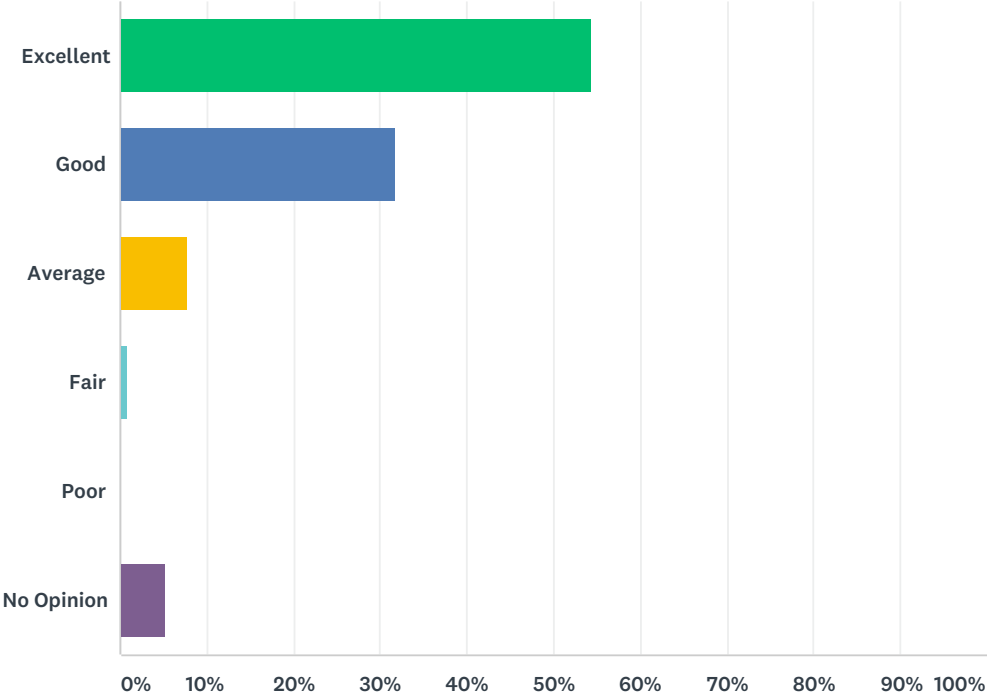
Answered: 324 Skipped: 42



ANSWER CHOICES	RESPONSES	
Excellent	35.49%	115
Good	24.38%	79
Average	7.41%	24
Fair	0.31%	1
Poor	0.00%	0
No Opinion	32.41%	105
TOTAL		324

Q78 Park facilities

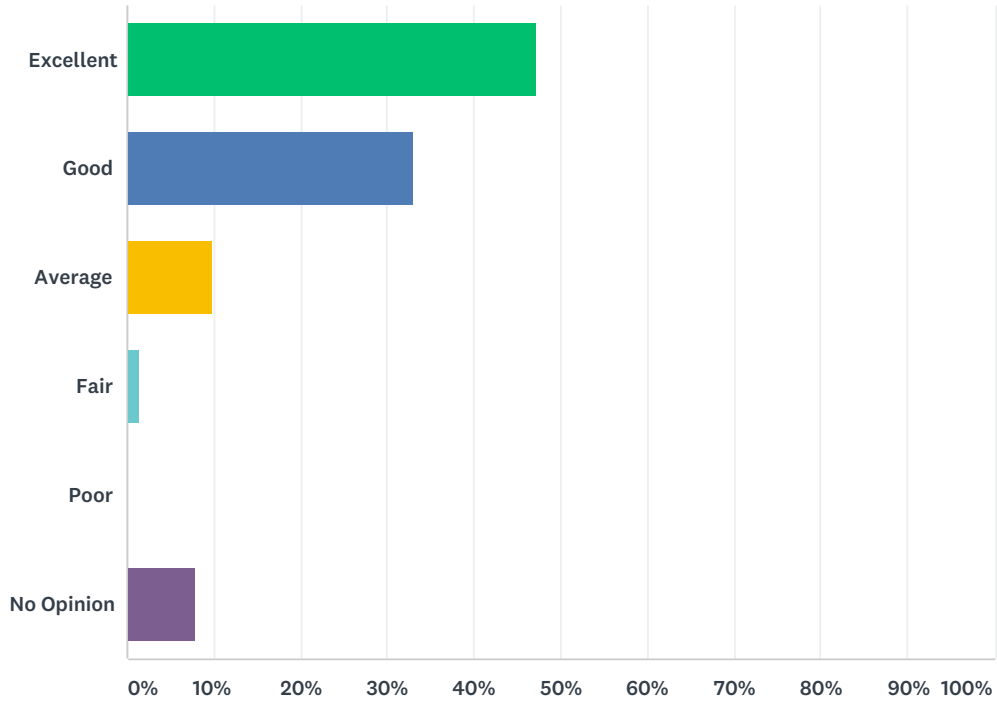
Answered: 327 Skipped: 39



ANSWER CHOICES	RESPONSES	
Excellent	54.43%	178
Good	31.80%	104
Average	7.65%	25
Fair	0.92%	3
Poor	0.00%	0
No Opinion	5.20%	17
TOTAL		327

Q79 Recreational trails

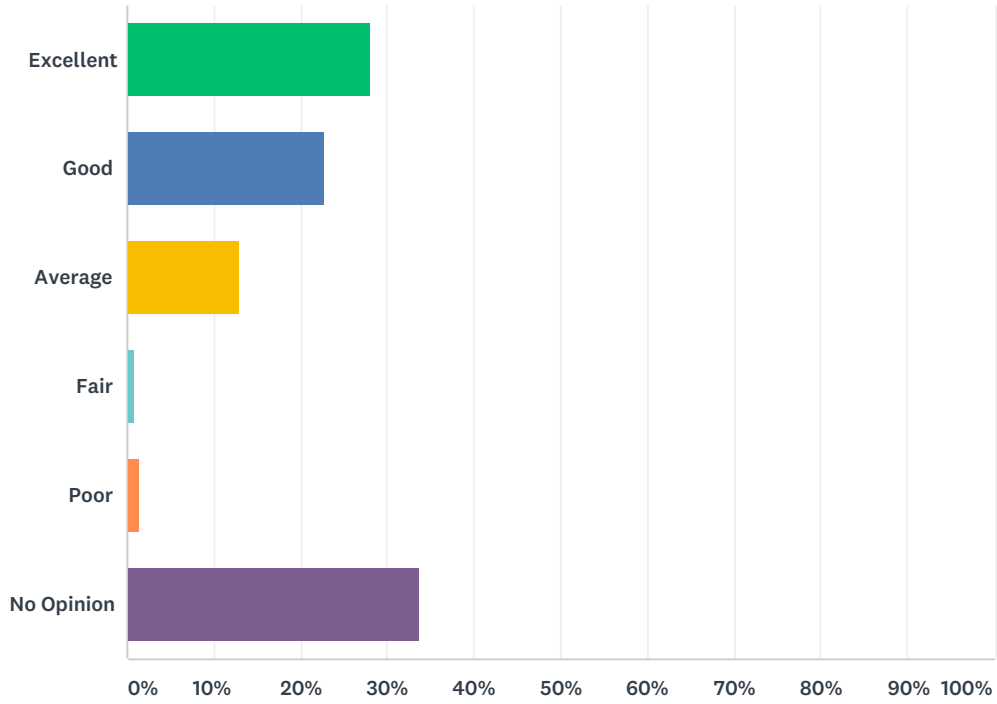
Answered: 326 Skipped: 40



ANSWER CHOICES	RESPONSES	
Excellent	47.24%	154
Good	33.13%	108
Average	9.82%	32
Fair	1.53%	5
Poor	0.31%	1
No Opinion	7.98%	26
TOTAL		326

Q80 Summer park program

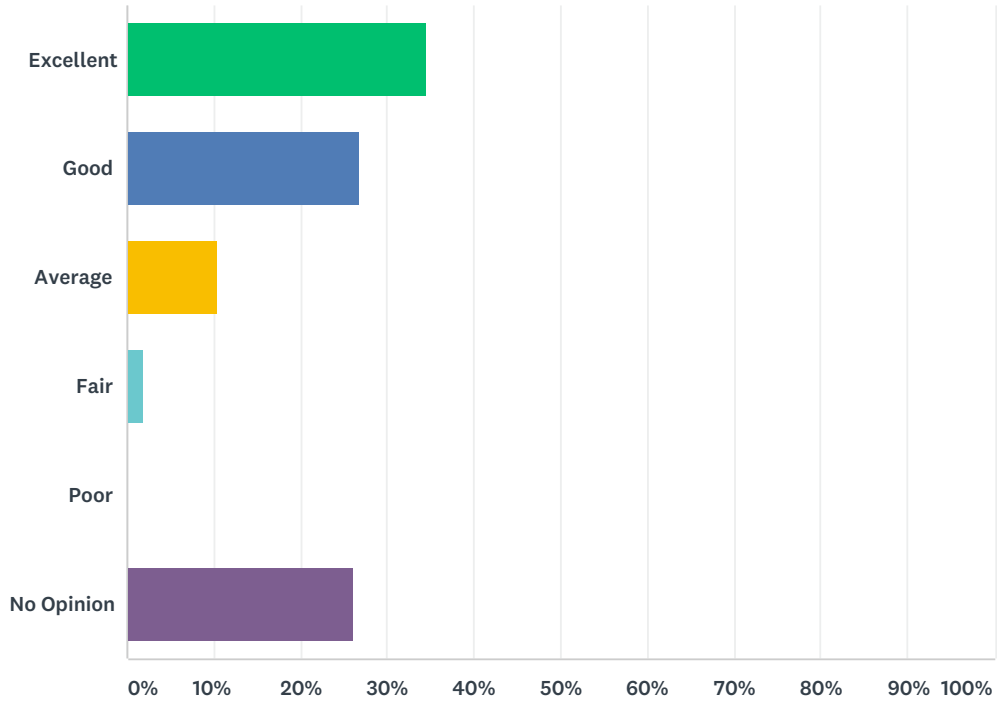
Answered: 324 Skipped: 42



ANSWER CHOICES	RESPONSES	
Excellent	28.09%	91
Good	22.84%	74
Average	12.96%	42
Fair	0.93%	3
Poor	1.54%	5
No Opinion	33.64%	109
TOTAL		324

Q81 Community room

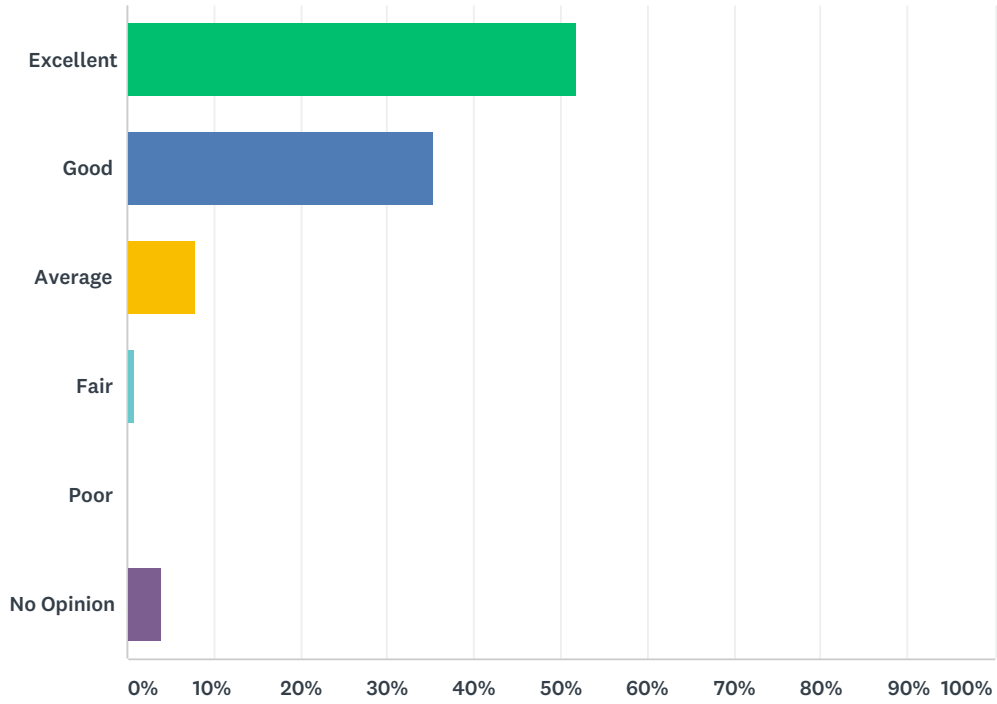
Answered: 325 Skipped: 41



ANSWER CHOICES	RESPONSES	
Excellent	34.46%	112
Good	26.77%	87
Average	10.46%	34
Fair	1.85%	6
Poor	0.31%	1
No Opinion	26.15%	85
TOTAL		325

Q82 Police services

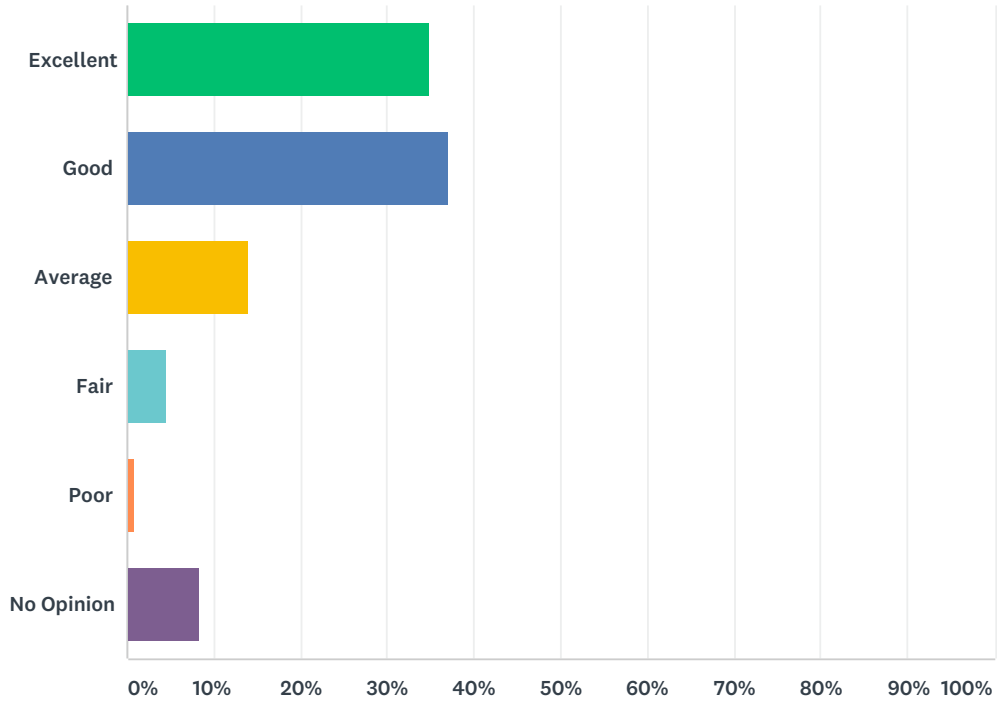
Answered: 326 Skipped: 40



ANSWER CHOICES	RESPONSES	
Excellent	51.84%	169
Good	35.28%	115
Average	7.98%	26
Fair	0.92%	3
Poor	0.00%	0
No Opinion	3.99%	13
TOTAL		326

Q83 Economic development

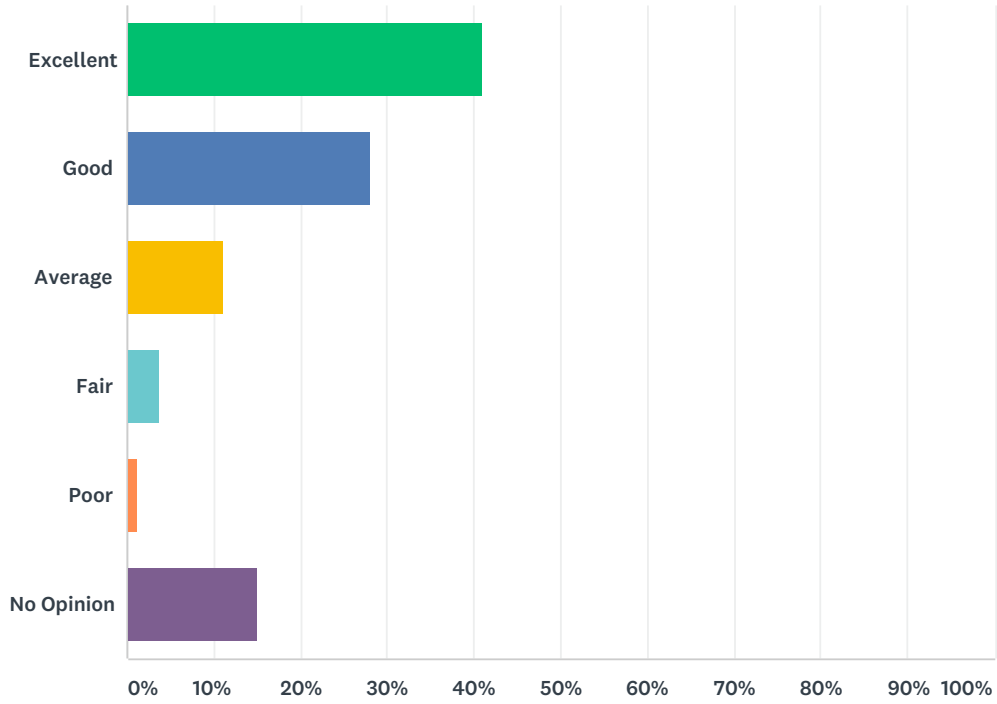
Answered: 326 Skipped: 40



ANSWER CHOICES	RESPONSES	
Excellent	34.97%	114
Good	37.12%	121
Average	14.11%	46
Fair	4.60%	15
Poor	0.92%	3
No Opinion	8.28%	27
TOTAL		326

Q84 Forsyth Family Fest

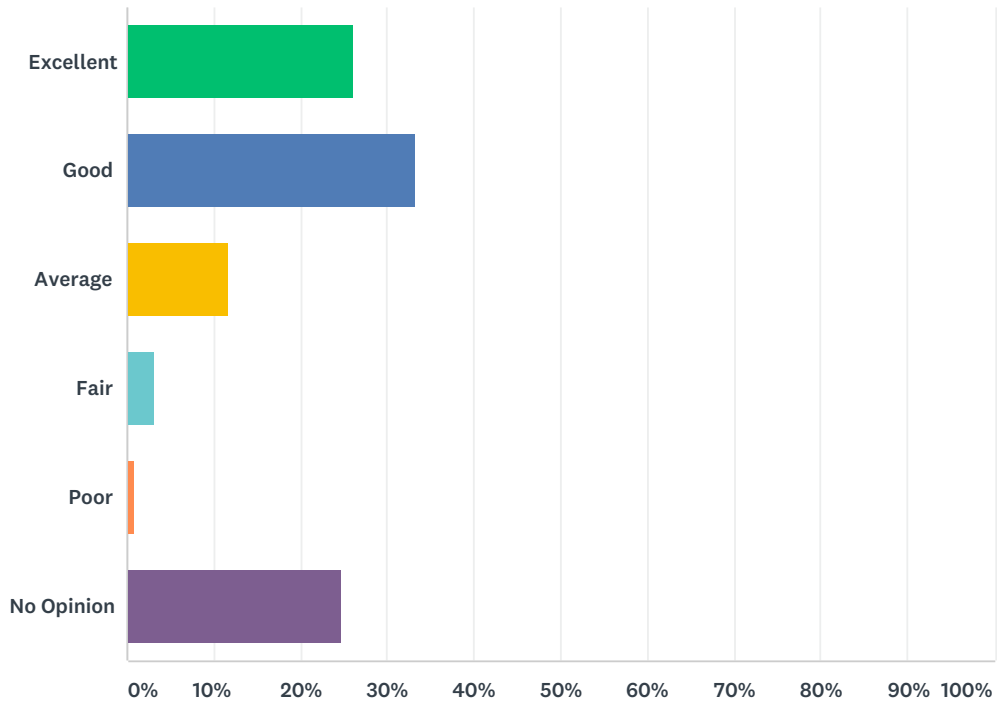
Answered: 327 Skipped: 39



ANSWER CHOICES	RESPONSES	
Excellent	40.98%	134
Good	28.13%	92
Average	11.01%	36
Fair	3.67%	12
Poor	1.22%	4
No Opinion	14.98%	49
TOTAL		327

Q85 Other community events

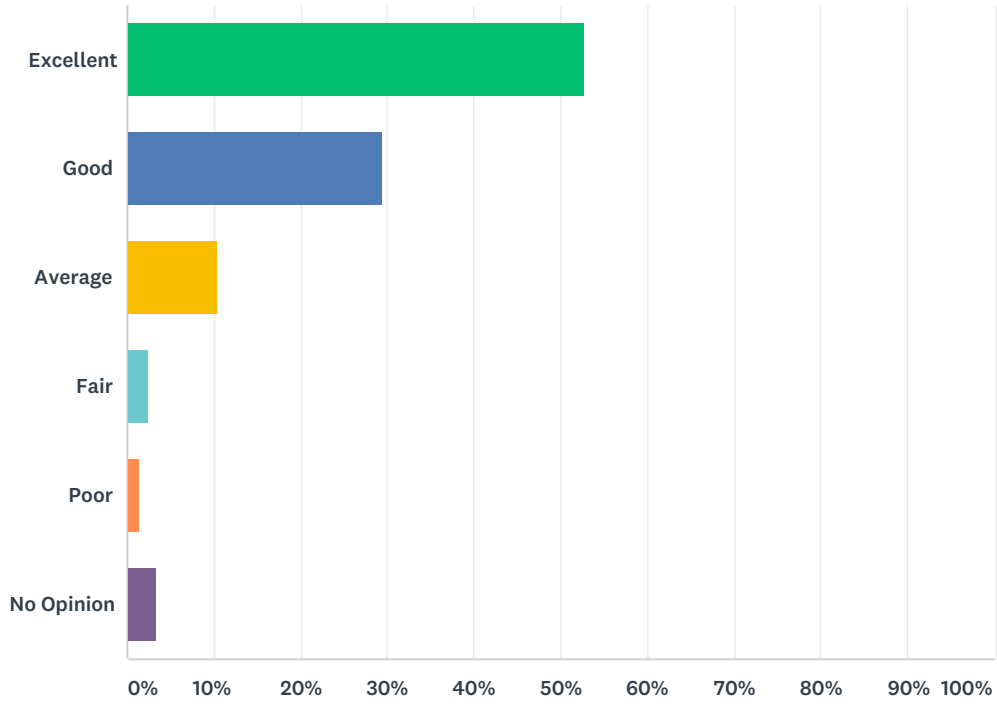
Answered: 324 Skipped: 42



ANSWER CHOICES	RESPONSES	
Excellent	26.23%	85
Good	33.33%	108
Average	11.73%	38
Fair	3.09%	10
Poor	0.93%	3
No Opinion	24.69%	80
TOTAL		324

Q86 Village Vision newsletter

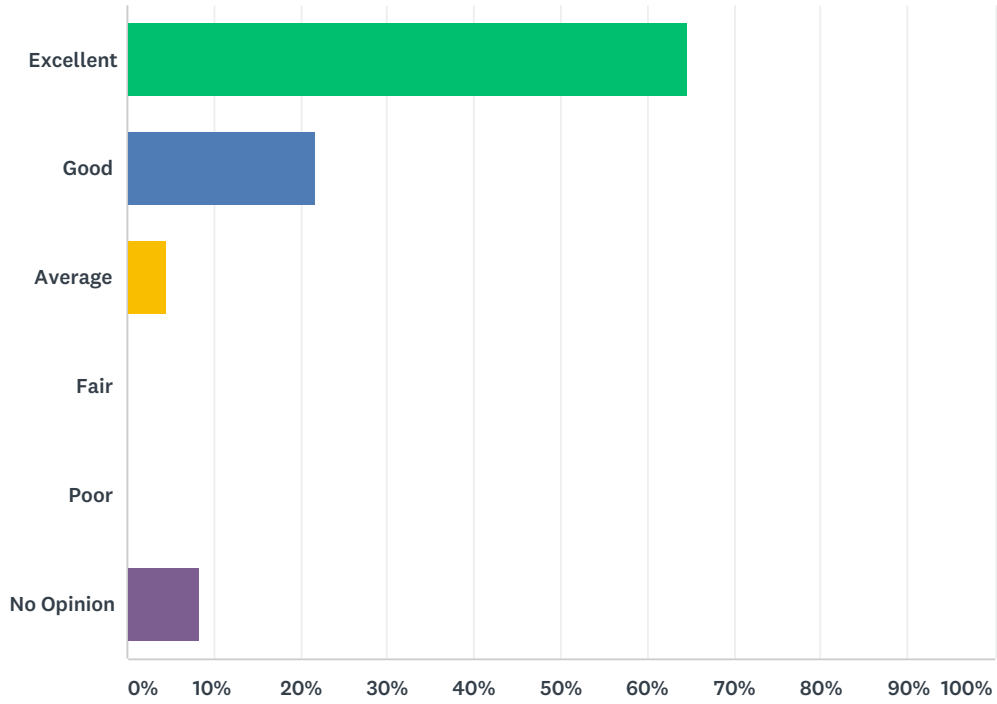
Answered: 325 Skipped: 41



ANSWER CHOICES	RESPONSES	
Excellent	52.62%	171
Good	29.54%	96
Average	10.46%	34
Fair	2.46%	8
Poor	1.54%	5
No Opinion	3.38%	11
TOTAL		325

Q87 Spring Clean Up program

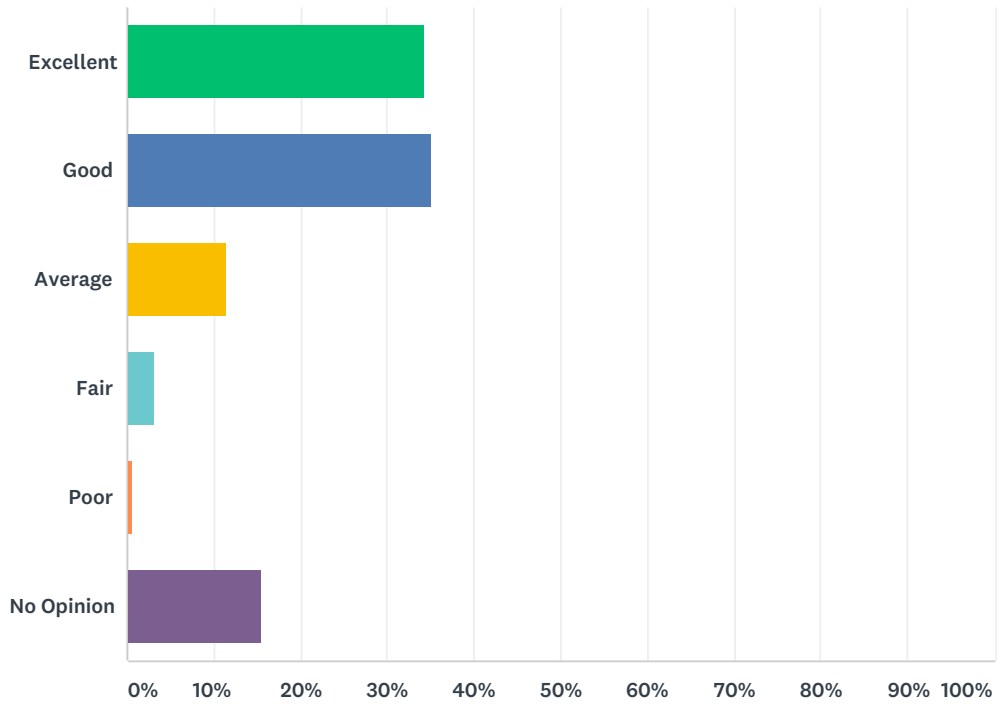
Answered: 325 Skipped: 41



ANSWER CHOICES	RESPONSES	
Excellent	64.62%	210
Good	21.85%	71
Average	4.62%	15
Fair	0.31%	1
Poor	0.31%	1
No Opinion	8.31%	27
TOTAL		325

Q88 Building, planning, and zoning services

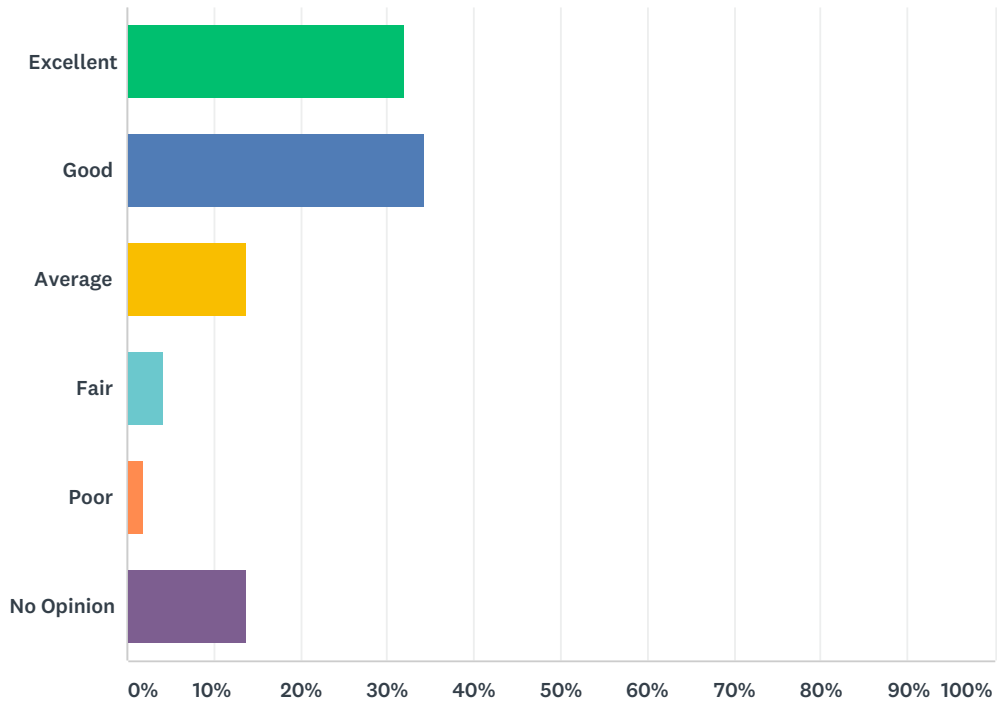
Answered: 324 Skipped: 42



ANSWER CHOICES	RESPONSES	
Excellent	34.26%	111
Good	35.19%	114
Average	11.42%	37
Fair	3.09%	10
Poor	0.62%	2
No Opinion	15.43%	50
TOTAL		324

Q89 Code enforcement (weeds, garbage, etc.)

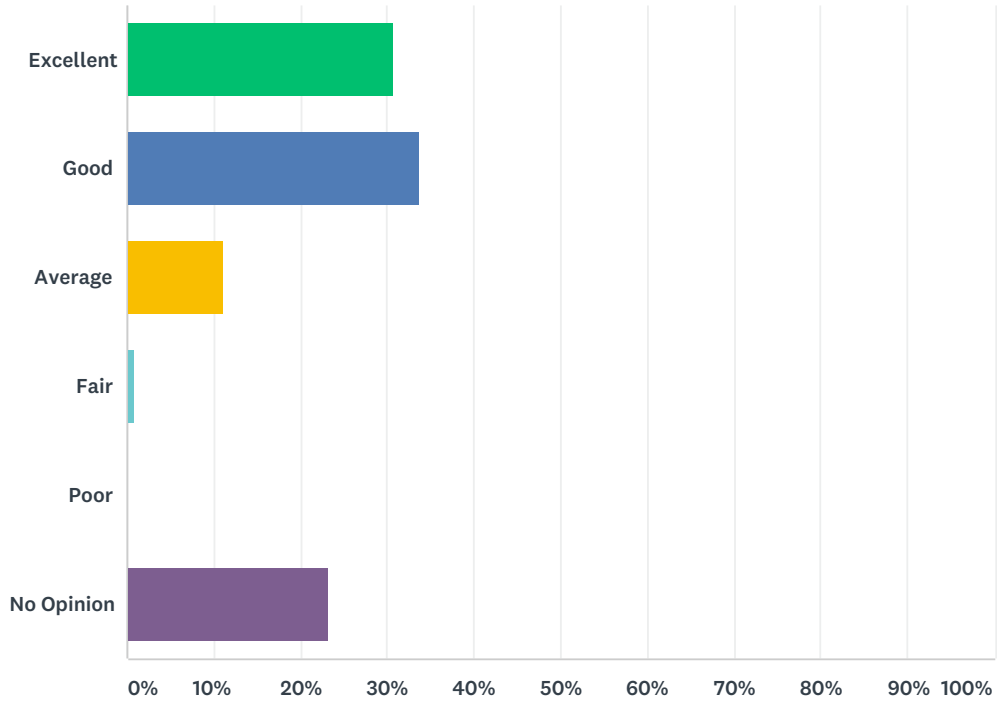
Answered: 327 Skipped: 39



ANSWER CHOICES	RESPONSES	
Excellent	32.11%	105
Good	34.25%	112
Average	13.76%	45
Fair	4.28%	14
Poor	1.83%	6
No Opinion	13.76%	45
TOTAL		327

Q90 Animal control services

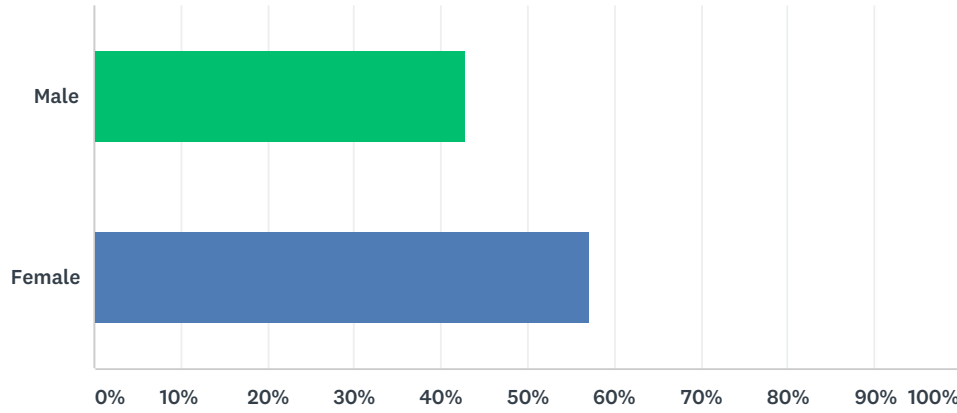
Answered: 326 Skipped: 40



ANSWER CHOICES	RESPONSES	
Excellent	30.67%	100
Good	33.74%	110
Average	11.04%	36
Fair	0.92%	3
Poor	0.31%	1
No Opinion	23.31%	76
TOTAL		326

Q91 What is your gender?

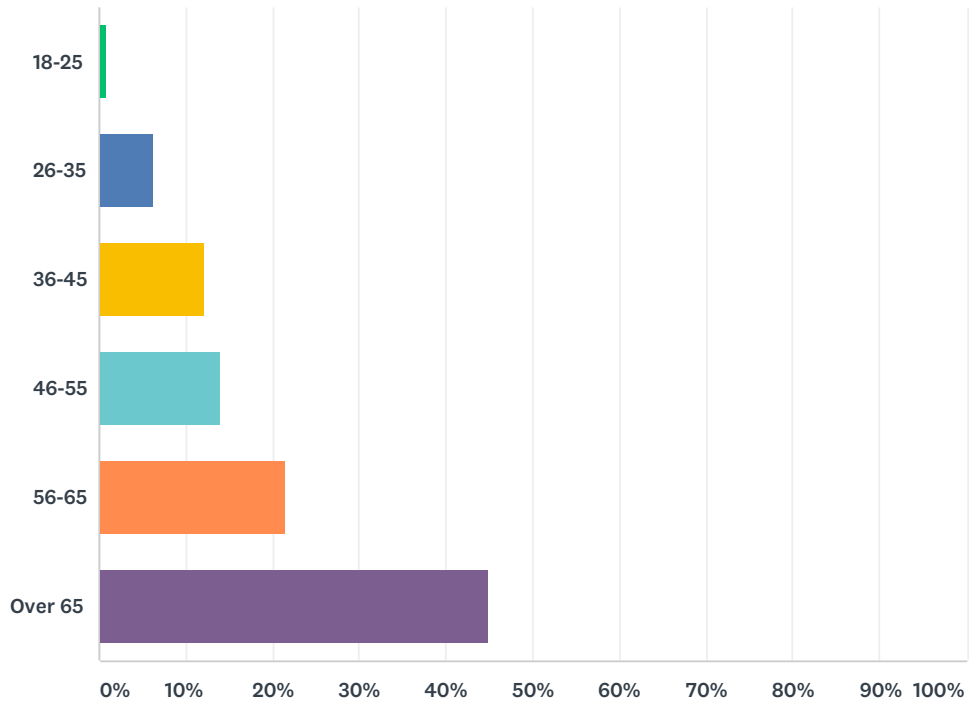
Answered: 320 Skipped: 46



ANSWER CHOICES	RESPONSES	
Male	42.81%	137
Female	57.19%	183
TOTAL		320

Q92 Which category best reflects your age in years?

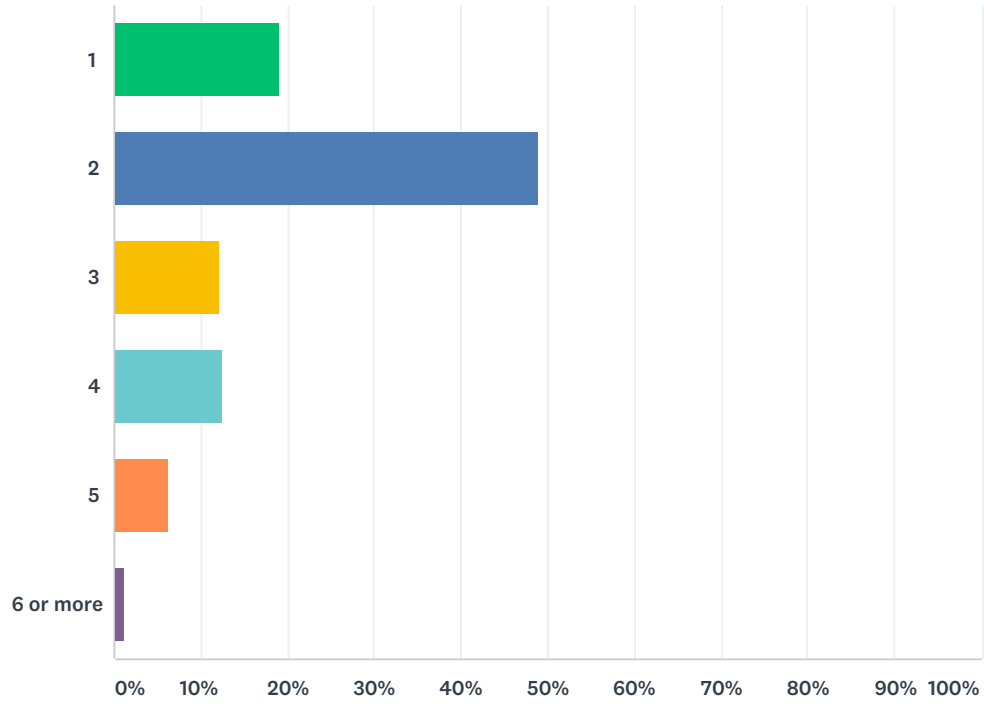
Answered: 320 Skipped: 46



ANSWER CHOICES	RESPONSES	
18-25	0.94%	3
26-35	6.25%	20
36-45	12.19%	39
46-55	14.06%	45
56-65	21.56%	69
Over 65	45.00%	144
TOTAL		320

Q93 How many people live in your household?

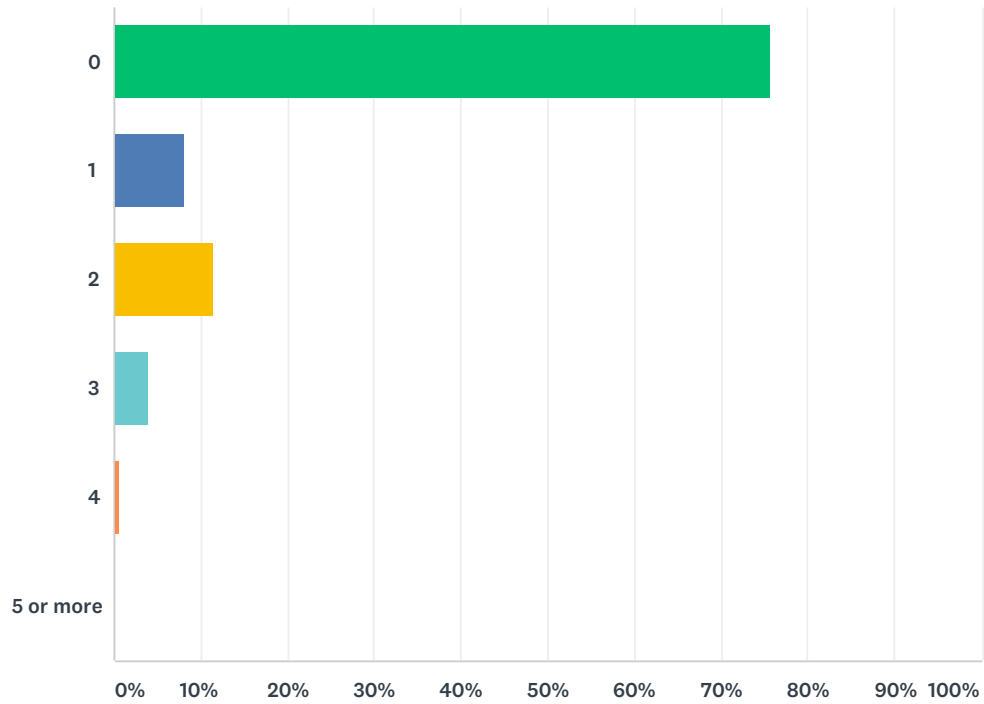
Answered: 321 Skipped: 45



ANSWER CHOICES	RESPONSES	
1	19.00%	61
2	48.91%	157
3	12.15%	39
4	12.46%	40
5	6.23%	20
6 or more	1.25%	4
TOTAL		321

Q94 How many children under the age of 18 live in your household?

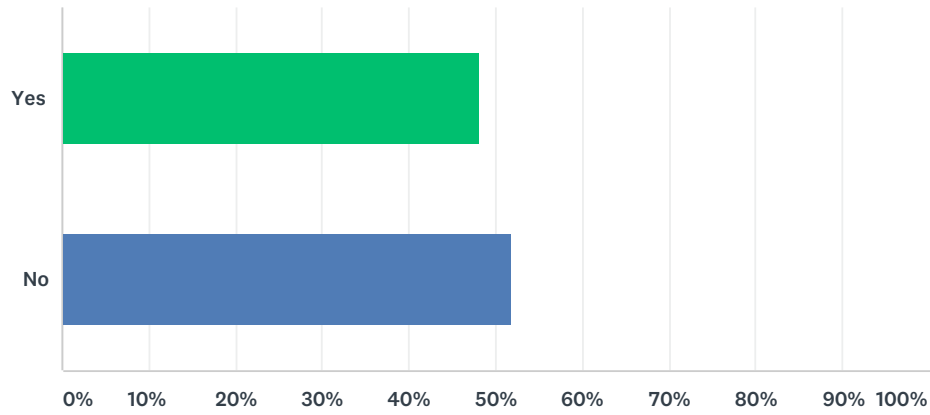
Answered: 321 Skipped: 45



ANSWER CHOICES	RESPONSES	
0	75.70%	243
1	8.10%	26
2	11.53%	37
3	4.05%	13
4	0.62%	2
5 or more	0.00%	0
TOTAL		321

Q95 Are you or any other member of your household age 65 or older?

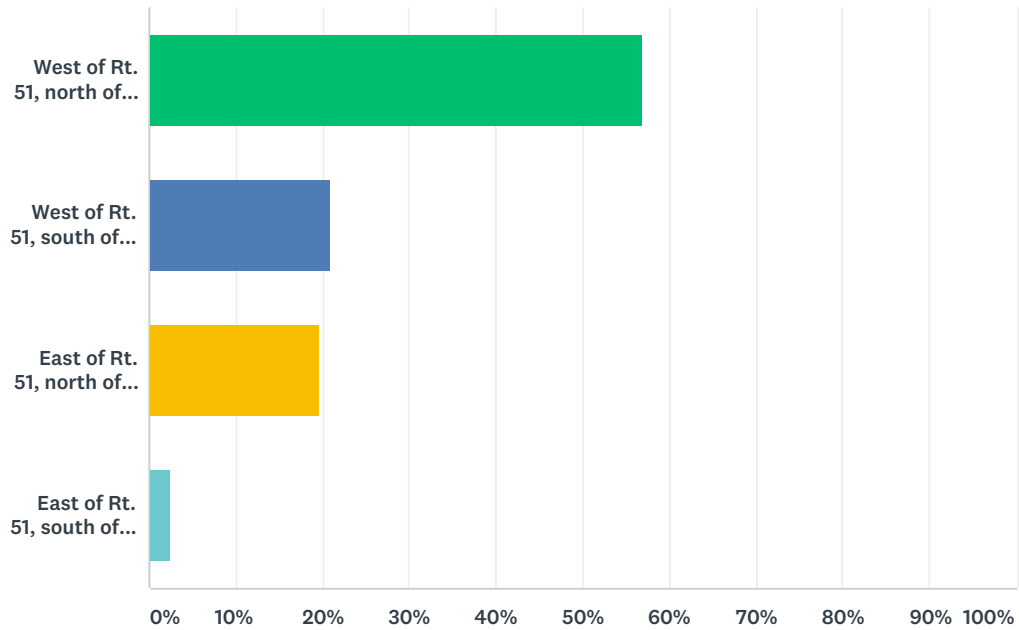
Answered: 318 Skipped: 48



ANSWER CHOICES	RESPONSES	
Yes	48.11%	153
No	51.89%	165
TOTAL		318

Q96 Please identify the area of Forsyth in which you live:

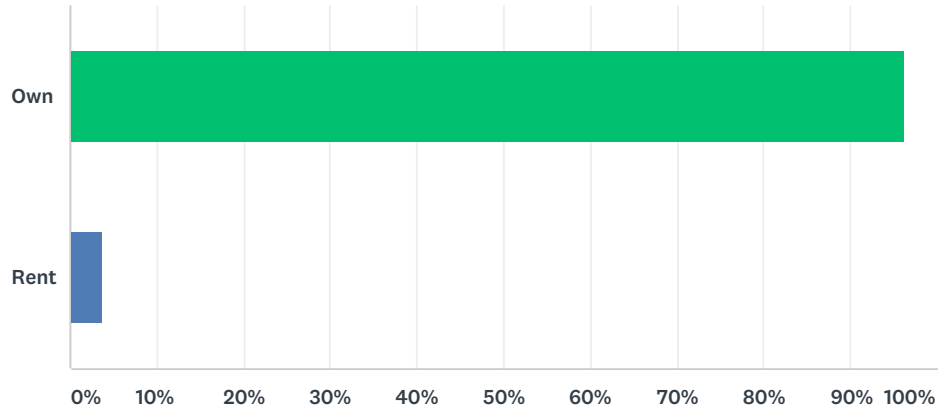
Answered: 320 Skipped: 46



ANSWER CHOICES	RESPONSES	
West of Rt. 51, north of Weaver Rd	56.88%	182
West of Rt. 51, south of Weaver Rd.	20.94%	67
East of Rt. 51, north of Weaver Rd.	19.69%	63
East of Rt. 51, south of Weaver Rd.	2.50%	8
TOTAL		320

Q97 Do you own or rent your residence?

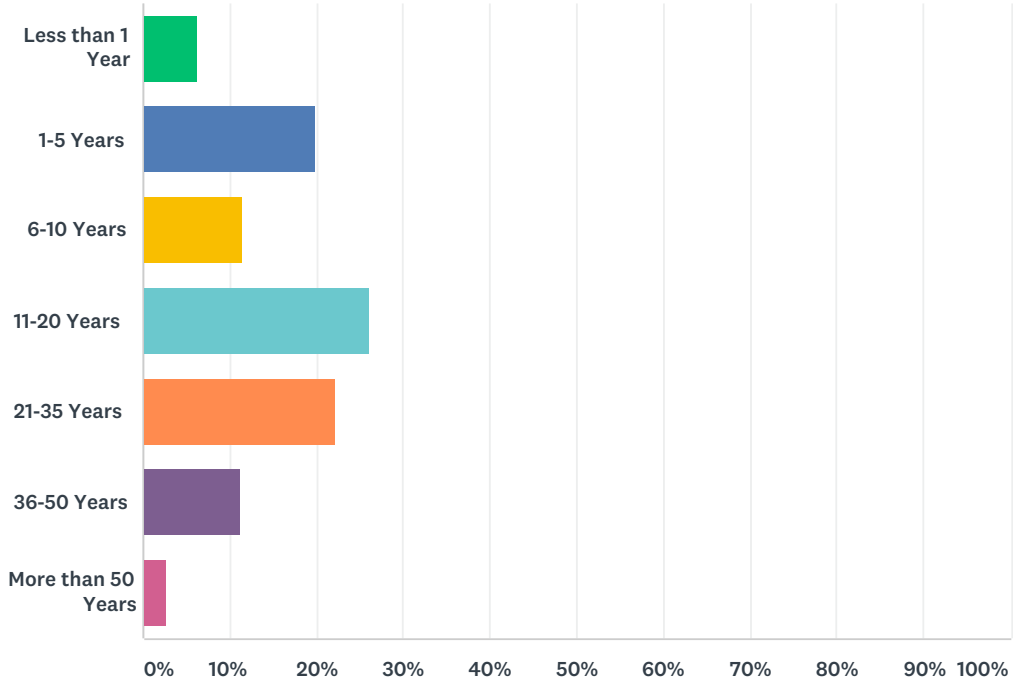
Answered: 318 Skipped: 48



ANSWER CHOICES	RESPONSES	
Own	96.23%	306
Rent	3.77%	12
TOTAL		318

Q98 How long have you lived in Forsyth?

Answered: 321 Skipped: 45



ANSWER CHOICES	RESPONSES	
Less than 1 Year	6.23%	20
1-5 Years	19.94%	64
6-10 Years	11.53%	37
11-20 Years	26.17%	84
21-35 Years	22.12%	71
36-50 Years	11.21%	36
More than 50 Years	2.80%	9
TOTAL		321

Q99 General Comments

Answered: 189 Skipped: 177